

Pre-  
reader

 NATIONAL  
GEOGRAPHIC  
KIDS

# Slither, Snake!

BE A  
NAT GEO KIDS  
**SUPER  
READER**

SEE BACK FOR  
DETAILS.

Shelby Alinsky



## Vocabulary Tree

ANIMALS

SNAKES

BODY PARTS

tail  
tongue  
hood  
head  
fangs  
scales



eyelash tree viper

Slither, snake!




A rattlesnake slithers.



4

Slither, snake!



western diamondback rattlesnake


5





Rattle! It shakes its tail.

6



tail


The sound means "Look out!"

7



A king snake slithers.


Slither, snake!



Arizona mountain king snake







It flicks its tongue.


Its tongue helps it smell.



A cobra slithers.



Slither, snake!



king cobra




Hiss! It opens a hood  
on its head.

This warns animals  
to stay away.

head

hood






A viper slithers.



Slither, snake!





sedge viper





It shows its fangs.




Fangs help it hunt.





boa constrictor



scales

A boa constrictor slithers.  
Its scales help it slither.



Slither, snake!  
See you later!



# Snake Habitat Map

Snakes live all over the world. Here's where these snakes live.



## YOUR TURN!

Draw a snake. Label its parts.

ALL SNAKES HAVE

- a head
- a tail
- a tongue
- scales

SOME SNAKES HAVE

- a hood
- fangs







The publisher gratefully acknowledges the expert content review of this book by Harold Voris, Ph.D., curator emeritus, Field Museum of Natural History, and the expert literacy review by Susan B. Neuman, Ph.D., professor of early childhood and literacy education, New York University.

Copyright © 2015 National Geographic Society  
Published by the National Geographic Society,  
Washington, D.C. 20036. All rights reserved.  
Reproduction in whole or in part without written  
permission of the publisher is prohibited.

Trade paperback ISBN: 978-1-4263-1955-6  
Reinforced library binding ISBN: 978-1-4263-1956-3

**Project Editor:** Shelby Alinsky  
**Series Editor:** Shira Evans  
**Art Director:** Callie Broadus  
**Designer:** David M. Seager  
**Photo Editor:** Lori Epstein  
**Director of Maps:** Carl Mehler  
**Map Research and Production:** Sven M. Dolling  
**Editorial Assistant:** Paige Towler  
**Design Production Assistant:** Sanjida Rashid  
**Managing Editor:** Grace Hill  
**Senior Production Editor:** Joan Gossett  
**Production Manager:** Lewis R. Bassford

#### Photo credits

Cover, Roger de la Harpe/Gallo Images/Getty Images; 1, Pete Oxford/Minden Pictures; 2–3, Papilio/Alamy; 4–5, Luciano Candisani/Minden Pictures; 6–7, Jasper Doest/Minden Pictures; 8–9, Rick & Nora Bowers/Visuals Unlimited, Inc./Getty Images; 10–11, Robert Harding World Imagery/Alamy; 12–13, Bruce Coleman Inc./Alamy; 14–15, Indiapicture/Alamy; 16–17, Michael Kern/Visuals Unlimited/Corbis; 18–19, reptiles4all/Shutterstock; 20–21, Pete Oxford/Minden Pictures; 21, Pete Oxford/Minden Pictures; 22, Rick & Nora Bowers/Visuals Unlimited, Inc./Getty Images; 22, Rolf Nussbaumer/naturepl.com; 22, Pete Oxford/Minden Pictures; 22, Indiapicture/Alamy; 22, Michael Kern/Visuals Unlimited/Corbis; 23 (colored pencils), Preto Perola/Shutterstock; 23 (drawing), NGS Staff; 23 (crayons), Bogdan Ionescu/Shutterstock; 24 (UP), Danita Delimont/Alamy; 24 (LD), Michael & Patricia Fogdery/Minden Pictures

National Geographic supports K–12 educators with ELA Common Core Resources. Visit [natgeod.org/commcore](http://natgeod.org/commcore) for more information.

Printed in the United States of America  
15/WOR/1

Cover: boomslang;  
title page: common tree boa;  
page 24: top, eyelash viper;  
bottom, boa constrictor

