

Usborne Activity cards



Animal Doodles



50 Wipe-clean cards with pen



There are over a hundred
animal doodling opportunities
in this pack, and the cards are
wipe-clean so you can doodle
over them again and again.

www.usborne.com

★ **£5.99** (inc. VAT)
JFMAMJJA OND/12
02274/14



WARNING! Not suitable for children
under 36 months because of small parts.

ISBN 978-1-4095-1702-3




9 781409 517023 >



ATTENTION! Ne convient pas aux enfants de
moins de 36 mois en raison des petites pièces.
Risque de suffocation par ingestion.

Printed in Heshan, Guangdong, China

Ink From pen may not be washable



Turn the shapes below into animals.



Doodle more monkeys
in the tree.



Starting at the arrow, try to draw along all the lines on the bear without going over the same line twice.



Draw more ants in the ant nest.



Fill in the lion's mane.



Doodle patterns on the butterflies.



Draw a baby kangaroo in the pouch.






Turn this shape into an animal.



Fill in the shapes with the dots to discover what's hiding here.




Draw a line along the snake's body as fast as you can, without touching the sides.



Draw patterns on the other
half of the tiger.



Copy the cat.



Draw what you think the
dog is dreaming about.




Doodle the feathers and markings
on the other half of this owl.





Doodle a spider on the web.



Fill in the other half of the panda.






Add more frogs.

Doodle lots of water shooting
out of the elephant's trunk.



Draw a snake coming out of the basket.



Draw the chameleons' long tongues
grabbing the flies.






Decorate the snails' shells.




Draw more antlers on the deer.



Each of these turtles has a twin with an identical shell. Draw lines between them.




Doodle water coming out of the whale's blowhole.





Turn the shapes below into animals.



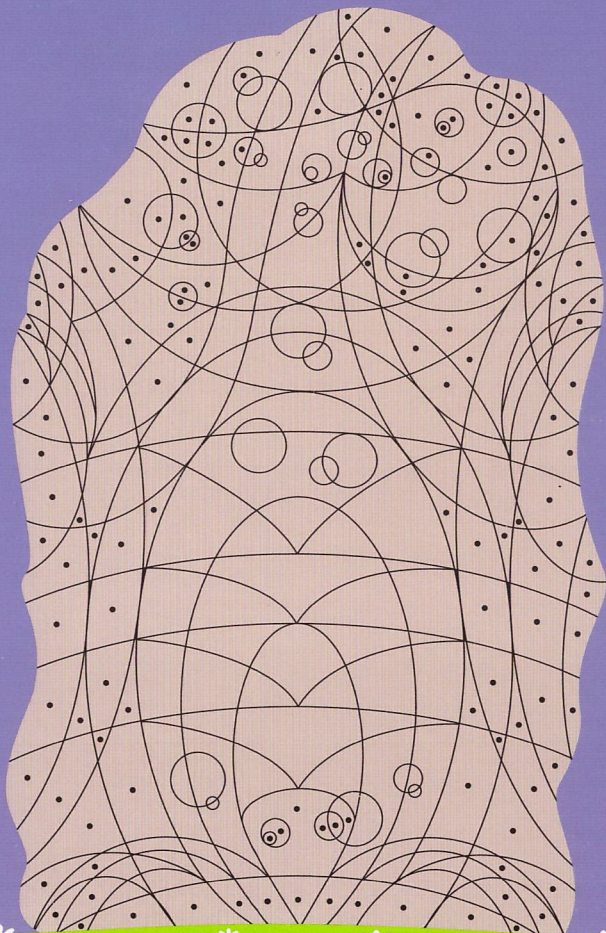
Fill in the bottom picture to make it the same as the top one.



Add more bats.



Fill in the shapes with the dots to find out what is hiding.



Fill in the other half of the penguin.



Add more birds.



Draw the animals that you think might make these noises.



GRRRR!




SQUAWK!



SSSSSSS!

Add more tentacles to the octopus.




Doodle patterns and legs
on the birds.




Draw the other half of the cow.






Turn the circles below into animals.



Draw more ducks in the pond.





Decorate the puppy's kennel.





Doodle wings on the bugs.




Add more dogs.





Decorate the elephants.




Draw around the outside of the markings to complete this picture.




Copy the zebra's stripes.




Each of the zebras has a twin. Draw a line between each pair.




Copy the patterns so that the owls look the same.



Draw around the outside of the markings to complete the animal.




Copy the patterns so that the turtles look the same.




Draw around the outside of the markings to complete the animal.




Decorate the other half of the butterfly.







Doodle a pattern on the snake.



Turn the purple shapes
into more seals.



Copy the lion.



Doodle more crocodiles in the swamp.




Draw a trail to show the way the rabbit should go to reach the carrots.






Add one shape to each of the snakes below to make them identical to the top one.





Turn the oval below into an animal.




Doodle more sharks in the sea.







Look at this whale carefully, then turn the card over and see if you can draw it from memory.




Copy the parrot.





Doodle different expressions on the monkeys' faces.




Decorate the dog's coat.



Doodle more leaves on the trees.




Add legs, tails and manes to the horses.



Draw what the bears are having for their picnic.




Doodle some teeth and scales.




Draw a line as quickly as you can from the rabbit to its bed without touching the sides of the burrow.




Turn these shapes into an animal.




Doodle stripes and wings on the shapes.



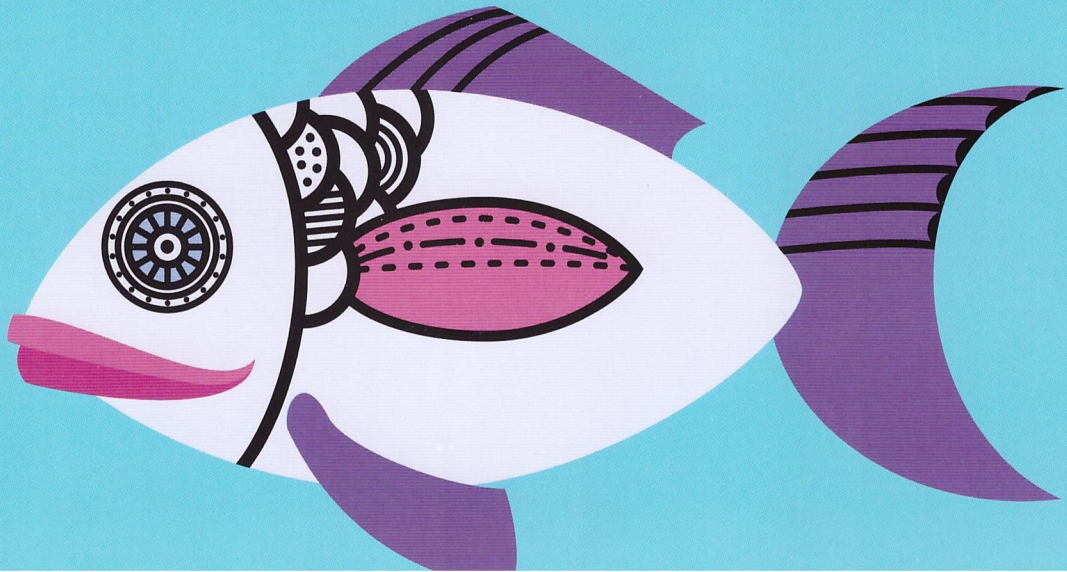
Turn these shapes into more meerkats.







Draw more mice poking out of the holes in the cheese.




Doodle more patterns on the fish.



Add more horses.




Add stripes for a tiger, spots for a leopard or a bushy mane for a lion.






Turn these shapes into a poodle.



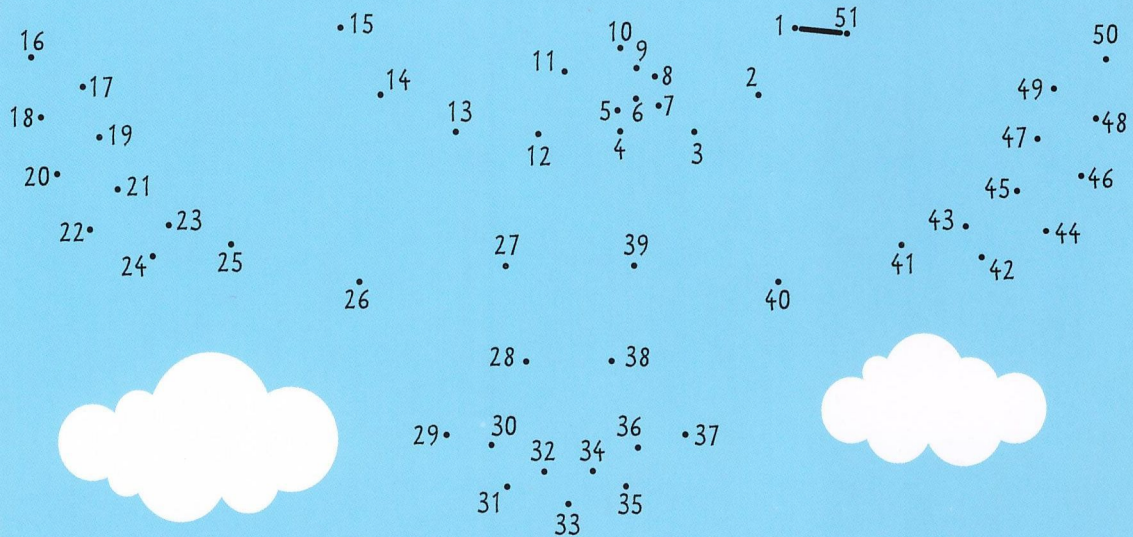
Add more penguins.




Turn these shapes into hens.




Join the dots.






Turn this shape into an animal.



Draw more seagulls.




Draw what you think this bear has caught.




Doodle more dolphins.



Draw what you think these animals would like to eat.




Join the dots to see what animal is in the picture.




Draw an animal being taken for a walk.




Doodle more boots.



Draw more rabbits.




Add beaks, eyes and legs to the flamingos.



Add more animals.



Draw stripes on the zebra and spots on the giraffe.



Turn the shapes into monkeys.








Design a new home for the snail.







Turn this shape into an animal.




Draw more fields, trees and bushes.




Draw what you think this mouse is dreaming about.



Draw circles around the two cows that are exactly the same.




Doodle lots of fish.





Draw lots of patches on the cow.



Draw what you think is missing from each of these animals.



Turn the shapes into fish and add more waves.



Doodle patterns on the bottom crocodile so it looks like the top one.

