


Not For Sale

1

GO HOME


Everyone



NE_Build & Grow

International Edition

Workbook





Shawn Despres • Amy Gradin

Contents

Unit 1 My Toys	2	Unit 5 School Market	46
Unit 2 At School	12	Unit 6 On a Picnic	56
Review 1	22	Review 3	66
Unit 3 At a Farm	24	Unit 7 My Family	68
Unit 4 Animals	34	Unit 8 My Body	78
Review 2	44	Review 4	88

NE_Build & Grow

Workbook

1 My Toys

Lesson 1 Toys

A Look and circle.

1.



robot | balloon

2.



train | bike

3.



doll | teddy bear

4.



doll | balloon

5.




teddy bear | bike

6.



train | robot

B Look and write.



- teddy bear
-
-
-
-
-

C Look and check.

What is it?

1.



- It's a doll.
 It's a robot.

2.



- It's a train.
 It's a bike.

3.




- It's a balloon.
 It's a train.

4.



- It's a balloon.
 It's a teddy bear.

D Look and write.



1. A: What is it?

B: It's a bike.


2. A: What _____?

B: It's _____.

3. A: _____?


B: _____.

A Color.



1. purple 2. brown 3. white 4. pink 5. orange 6. black


B Trace and color.




C Read and color.

What color is it?


1. It's brown.




2. It's black.



3. It's orange.




4. It's purple.



D Unscramble and write.


1.



A: _____
What color is it?

B: _____
It's pink.

2.



A: _____
What color _____?

B: _____
It's _____.



3.



A: _____
_____?

B: _____
_____.

A Read and number.



B Look at **A** and write.

1.


What is it?



It's a _____.

2.


_____ is it?



It's brown.

C Unscramble and write.

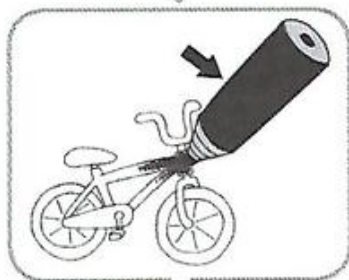
1.



A: What is it?

B: It's a _____
bkie

2.



A: _____ color is it?

B: It's _____
ckabl

3.




A: What _____?

B: It's a _____
backl kebi

A Trace and circle.

1.




ovwhitefg

2.




bptraing

3.



lqrobotp

4.



acbikee

5.



dballoonm

6.



hteddy beary

B Look and check.

1.



A: What is it?

What color is it?

B: It's a balloon.

2.



A: What is it?

What color is it?

B: It's orange.

3.



A: What is it?

B: It's a teddy bear.

It's a train.

4.



A: What color is it?

B: It's purple.

It's yellow.

C Write and color.

It's a train.
It's purple.

It's a doll.
It's pink.

1.



A: What is it?


B: _____

A: What color is it?

B: _____

It's a pink doll.

2.



A: What is it?

B: _____

A: What color is it?

B: _____

It's a purple train.

A Look and connect.

1. Russia



R o o r

2. flower



f u s w i r

3. four



f l u s e a

B Read and trace.

1.



Hi, I'm Anna.

I'm from Russia.


2.



What is it?

It's a doll.

3.




It's not one doll.

It has four dolls in it!

A Look and circle.

1.



(a / an) robot

2.



(a / an) egg

3.



(a / an) bike

4.



(a / an) apple

5.



(a / an) train

6.



(a / an) igloo

B Look and write.

What is it?

1.



It's a bike.

2.



It's an umbrella.

3.



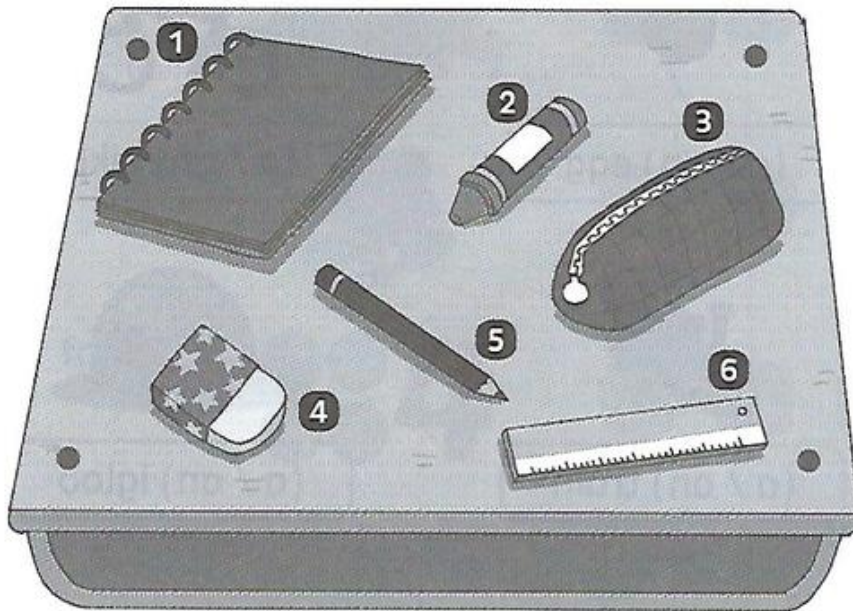
4.



5.




A Look and number.





- pencil
- crayon
- eraser
- ruler
- pencil case
- notebook


B Look and write.

1.  er s r


 eraser

2.  u e

3.  a n

4.  no e k

5.  e il

6.  p c c e

C Look and circle.

What's this?

1




2



3



4



1. It's a ruler / an eraser .


2. It's a crayon / a ruler .

3. It's a pencil / a crayon .

4. It's a notebook / a pencil case .

D Look and write.


1.



A: What's this?

B: It's a ruler.


2.



A: What's _____?

B: It's an _____.

3.



A: _____?

B: _____.

A Read and match.

1. chair



2. desk



3. backpack



4. map



5. computer



6. whiteboard



B Look and write.

	★	♥
a		
b		
c		

1. a ★

backpack

2. b ♥

Blank handwriting lines for item 2.

3. c ★

Blank handwriting lines for item 3.

4. a ♥

Blank handwriting lines for item 4.

5. b ★

Blank handwriting lines for item 5.

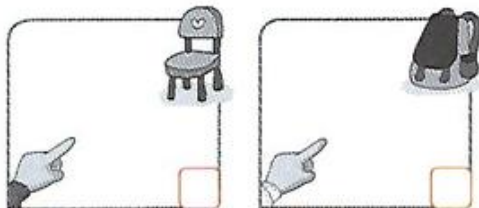
6. c ♥

Blank handwriting lines for item 6.

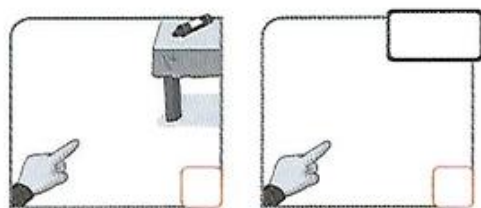
C Read and check.

What's that?

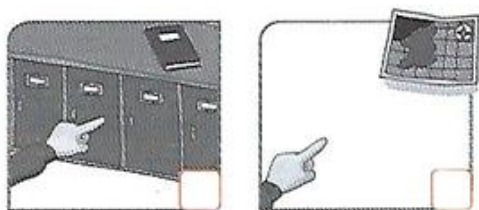
1. It's a chair.



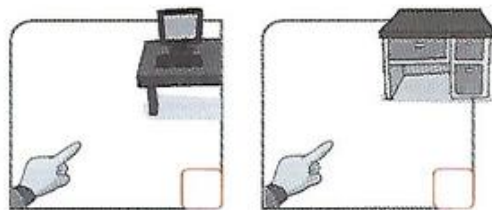
2. It's a whiteboard.



3. It's a map.



4. It's a computer.




D Look and write.




A: What's that?

B: It's a desk.



A: What's _____ ?




B: It's _____ .



A: _____ ?


B: _____ .

A Read and number.




B Look at **A** and write.

1.



2.



C Connect and write.

1. A: What's this?

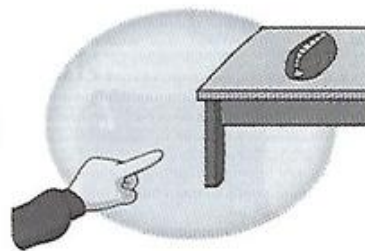
B: It's an eraser.

2. A: that?













B: It's a chair.

3. A: ?





B: It's a mouse.



A Look and match.

1.		2.		3.		4.		5.		6.	
											
	<input type="text" value="chair"/>		<input type="text" value="desk"/>		<input type="text" value="map"/>		<input type="text" value="ruler"/>		<input type="text" value="notebook"/>		<input type="text" value="pencil"/>

B Look and check.


1.		A: <input type="checkbox"/> What's this?	<input type="checkbox"/> What's that?
		B: It's a pencil case.	
2.		A: <input type="checkbox"/> What's this?	<input type="checkbox"/> What's that?
		B: It's a computer.	
3.		A: What's this?	
		B: <input type="checkbox"/> It's a crayon.	<input type="checkbox"/> It's a whiteboard.
4.		A: What's that?	
		B: <input type="checkbox"/> It's an eraser.	<input type="checkbox"/> It's a backpack.

C Look and write.

What's this?
What's that?

It's an eraser.
It's a whiteboard.

1.



A: What's this?

B:

A: What's that?

B:

2.



A:

B: It's a pencil.

A:

B: It's a desk.

A Look and write.

photo

funny

blackboard

1.



__ u __ n __

2.



__ h __ t __

3.



bl __ ck __ oa __ d

B Read and trace.

1.



Mom, is this a computer?

Yes. It's a computer.

2.



What's this?

It's a blackboard.

3.



A blackboard?

Yes. It looks like a whiteboard.

4.



A green blackboard!

A Look and circle.

1.



A: What's (this / that)?

B: It's a (pencil / ruler).

2.



A: What's (this / that)?

B: It's a (map / whiteboard).

3.



A: What's (this / that)?

B: It's a (desk / backpack).

4.



A: What's (this / that)?

B: It's a (chair / crayon).

B Look and write.

ruler

desk

backpack

computer

1.



A: What's that?

B: It's a desk.

2.



A: What's this?

B: It's

3.



A: _____?

B: _____

4.



A: _____?

B: _____

Review 1

A Look and match.

1.



•

a. It's an eraser.

2.



•

b. It's a bike.

3.



•

c. It's white.

4.



•

d. It's a balloon.

B Look and write.


1.



A: What color is it?

B: It's black.

2.



A: What is it?

B: _____

3.



A: that?

B: It's a doll.

4.



A: What's this?

B: _____

C Read and write.

notebook brother pencil case backpack orange

My name is Joe.

I pack my ¹ backpack for school.

This is my ² _____ . This is my ruler.

My notebook is purple, and my ruler is ³ _____ .

That's my ⁴ _____ , Ben.

What's that, Ben?

Oh, it's not a teddy bear.

It's a ⁵ _____ !

D Look at C and circle True or False.

- | | | |
|---------------------------|------|-------|
| 1. Joe's ruler is purple. | True | False |
| 2. Ben is Joe's brother. | True | False |
| 3. Ben has a teddy bear. | True | False |

3 At a Farm

Lesson 1 Fruit and Vegetables

A Look and connect.

1. carrot



c

o

i

a

o

o

2. potato



p

a

t

r

t

t

3. onion



o

n

r

o

n

4. apple



a

a

a

a

e

5. banana



b

r

p

n

n

e

6. orange



o

p


n

l

g

a

B Look and write.



1.

apple

2.

3.

4.

5.

6.

C Read and choose.

1. Is it a banana?



a Yes, it is.

b No, it isn't.

2. Is it a potato?



a Yes, it is.

b No, it isn't.

3. Is it an apple?



a Yes, it is.

b No, it isn't.

4. Is it an onion?



a Yes, it is.

b No, it isn't.

D Look and write.


1.



A: Is it a carrot?

B: Yes,

2.



A: an orange?

B: No,
















3.









A: a potato?

B:

A Look and circle.

1.	 apple	 banana	 apples	 bananas	 apple	? banana bananas
2.	 carrots	 potatoes	 onions	 carrots	 potatoes	? carrots onions
3.	 orange	 oranges	 potato	 potatoes	 orange	? oranges potatoes

B Unscramble and write.

1 	2 
3 	4 
5 	6 

1. ranoges

_____ oranges _____

2. toestapo

_____ _____

3. banasna

_____ _____

4. nioons

_____ _____


5. plapes


_____ _____

6. tsrroca


_____ _____

C Look and match.


1.  Are they carrots? •

2.  Are they oranges? •

• Yes, they are.

3.  Are they bananas? •

• No, they aren't.


4.  Are they onions? •

D Look and write.

1. 

A: Are they bananas?

B: Yes,

2. 

A: _____ onions?




B: No,

3. 

A: _____ potatoes?

B: _____

A Read and number.



B Look at **A** and match.

1. Let's make some food.



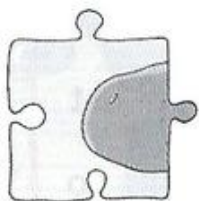
3. Is it an onion?

2. Are they oranges?



4. Yuck! They're onions!

C Look and write.



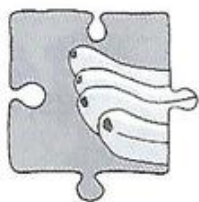
1. A: Is it a potato?

B:



2. A: an apple?







B:



3. A: bananas?





B:

A Find and circle.

1.  2.  3.  4.  5.  6. 
- carrot onion apple banana orange potato

a	o	n	i	o	n	l	p
d	c	a	r	r	o	t	o
c	c	r	r	a	t	d	t
e	n	b	a	n	a	n	a
x	b	p	n	g	t	z	t
a	p	p	l	e	r	q	o

B Look and check.


1.  A: Is it a carrot? Are they carrots?
B: Yes, it is.
2.  A: Is it an apple? Are they apples?
B: Yes, they are.
3.  A: Is it an onion?
B: Yes, it is. Yes, they are.
4.  A: Are they potatoes?
B: No, it isn't. No, they aren't.

C Look and write.

Is it an apple?
Are they carrots?

Is it a banana?
Are they oranges?

1.



A: Let's make some food.

B:

A: Yes, it is.

B:

A: No, they aren't.

2.



A:

B: No, it isn't.

It's a potato.

A:

B: Yes, they are. Yum!

A Unscramble and match.

basket

cherry

pear

1. eapr



2. skbaet



3. erchry



B Look and connect.

1.

It has

you

see

cherries.

2.

Do

apples

and

grapes?

3.

It's

a

are

basket.

4.

The

grapes

fruit

hair.

A Look and write -s or -es.

1.



carrot _____

2.



potato _____

3.




apple _____

4.



banana _____

5.




onion _____

6.



tomato _____

B Count and write.



1.



two apples

2.



3.



4.



5.



6.



4 Animals

Lesson 1 Pets

A Look and circle.




birds | dogs



squirrels | frogs



cats | turtles



dogs | turtles




frogs | birds



squirrels | cats

B Look and write.



1. birds
2.
3.
4.
5.
6.

C Read and match.

1. I like birds. ●



2. I like squirrels. ●



3. I don't like turtles. ●



4. I don't like frogs. ●



D Look and write.

1.



A: I like cats.

B: I don't like birds.


2.



A: I like _____.

B: I don't _____.

3.



A: _____.

B: _____.

A Circle and match.

1. bears

2. elephants

3. giraffes




4. monkeys


5. lions


6. zebras


B Cross out and write.


1.  ~~monεkeys~~


 monkeys

2.  ~~ealephants~~


3.  ~~zebsras~~

4.  ~~giraiffes~~

5.  ~~bdears~~

6.  ~~liomns~~

C Look and choose.







- Do you like lions? a Yes, I do. b No, I don't.
- Do you like monkeys? a Yes, I do. b No, I don't.
- Do you like bears? a Yes, I do. b No, I don't.
- Do you like elephants? a Yes, I do. b No, I don't.

D Look and write.



- A: Do you like zebras?
B: Yes, I do.
- A: Do you _____?
B: No, _____.
- A: Do _____?
B: Yes, _____.

A Read and number.



B Look at **A**. Then circle and write.

1.



I like / don't like

monkeys.

2.



I like / don't like

cats.

C Connect and write.

1. A: Do you like squirrels?


B: No,

2. A: _____?













B: _____, I do.

3. A: Do you like lions?

B: No,




A Look and match.

1. 	2. 	3. 	4. 	5. 	6. 
<input type="text" value="birds"/>	<input type="text" value="elephants"/>	<input type="text" value="frogs"/>	<input type="text" value="giraffes"/>	<input type="text" value="monkeys"/>	<input type="text" value="squirrels"/>
					

B Look and check.

1. 

- I like zebras.
- I don't like zebras.

2. 

- A: Do you like turtles?
 Do you like squirrels?
- B: Yes, I do.

3. 

- A: Do you like lions?
- B: Yes, I do. No, I don't.

4. 


- A: Do you like cats?
- B: Yes, I do. No, I don't.

C Look and write.


Do you like giraffes?
I like zebras.

Do you like frogs?
I like squirrels.

1.




A: I like frogs.



B: No, I don't.

A: I like squirrels too.

2.



A: Do you like monkeys?


B: Yes, I do.

A:



B: No, I don't.

A Find, circle, and write.

1.  krplayjwb _____

2.  dhfriendo _____


3.  zcparkiw t _____

friend

park

play

B Read and trace.



1. Do you like cats or dogs?

I like squirrels.

I see a squirrel at the park every day.

2. I live with an elephant.

He is my friend.

We play together after school.

A Look and circle.

1.



I (like / don't like) lions.

2.



I (like / don't like) turtles.


3.



A: Do you like bears?

B: Yes, I (do / don't).

4.



A: Do you like zebras?


B: No, I (do / don't).

B Look and write.

1

I like  .

2

I don't like  .

3

I like  .

4

I don't like  .

1. A: Do you like turtles?

B: Yes, I do.

2. A: Do you like bears?

B: No, I don't.

3. A: Do you like zebras?





B: No, I don't.

4. A: Do you like lions?





B: No, I don't.

Review 2

A Look and match.

-  • a. It's an apple.
-  • b. They're potatoes.
-  • c. I like lions.
-  • d. I don't like birds.

B Look and write.

-  A: Is it a squirrel?
B: Yes, it is.
-  A: Are they elephants?
B: No,
-  A: Do you like onions?
B: Yes,
-  A: Do you like oranges?
B: No,

C Read and write.

like carrots squirrel zebras zoo

Today Kate's class goes to the ¹ _____.

"I ² _____ bears!" says Kate.

"I like elephants!" says Alice.

"Look at the ³ _____!"

Do they like ⁴ _____?" asks Brian.

"Yes, they do. The zebras like carrots!" says Kate.

"There is a ⁵ _____!" says Alice.

"The squirrel likes carrots too!" says Brian.

D Look at C and circle True or False.

- | | | |
|--|------|-------|
| 1. Today Kate's class goes to the zoo. | True | False |
| 2. Kate likes zebras. | True | False |
| 3. The squirrel doesn't like carrots. | True | False |

5 School Market

Lesson 1 Describing Things

A Read and match.

1. long




4. short

2. big



5. small

3. new



6. old

B Look and write.

	★	♥
a		
b		
c		

1. a ★

2. b ♥

3. b ★

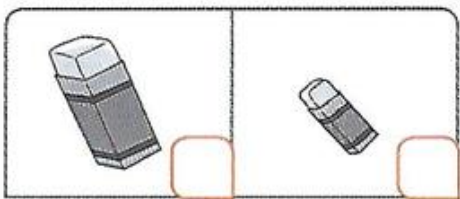
4. c ♥

5. c ★

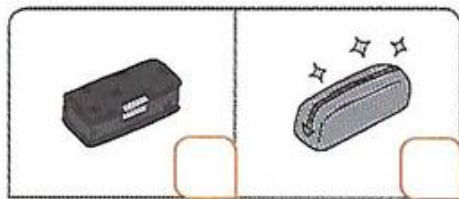
6. a ♥

C Read and check.

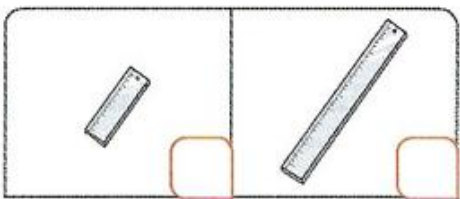
1. The eraser is big.




2. The pencil case is new.



3. The ruler is short.



4. The elephant is small.



D Look and write.




1. The pencil is long.

2. The pencil



3. The notebook is


4. The notebook



5. The backpack is

6. The backpack

A Look and number.





- bag
- camera
- jump rope
- picture
- puzzle
- umbrella

B Look and write.


1.  b g


 bag

2.  pi t re

3.  u b e l a

4.  u m r o p

5.  a e a

6.  pu l

C Look and choose.

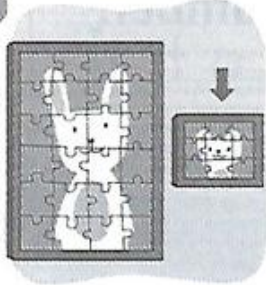
1



2



3



4



1. Is it an old camera?

a Yes, it is. b No, it isn't.

2. Is it a short jump rope?

a Yes, it is. b No, it isn't.

3. Is it a big puzzle?

a Yes, it is. b No, it isn't.

4. Is it a long umbrella?

a Yes, it is. b No, it isn't.

D Look and write.

1.



A: Is it a big picture?

B: Yes, it is.


2.



A: Is it an old _____?

B: No, _____.


3.



A: _____ a short _____?

B: _____.


A Read and number.



B Look at **A** and write.

1.


Is it an old _____ ?



_____ it _____

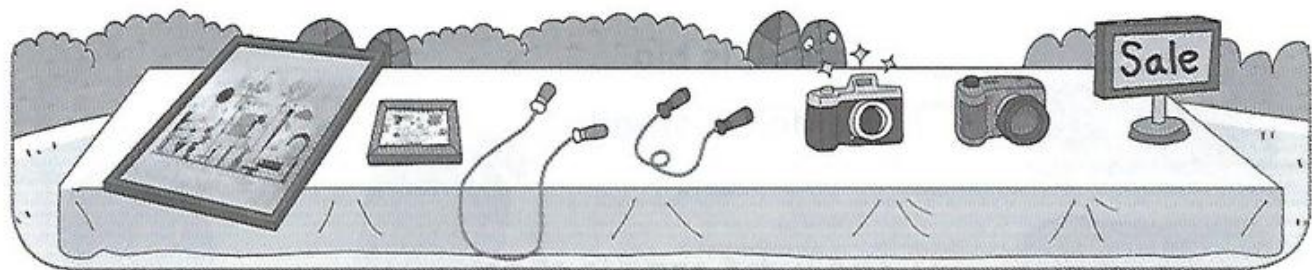
2.

Is it a big _____ ?



_____ it _____

C Match and write.



1. The picture _____ •



_____ is _____

2. The jump rope _____ •



_____ is _____

3. The camera _____ •



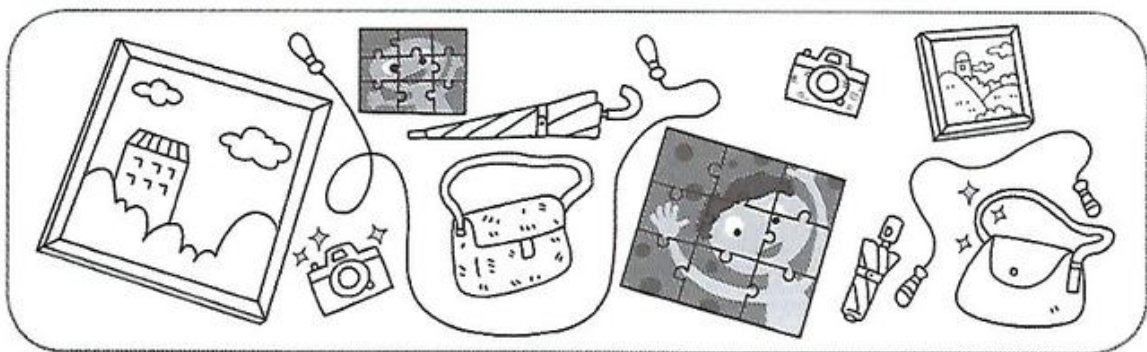
_____ is _____

A Match and circle.

1. a long umbrella

2. a short jump rope

3. a small picture



4. a big puzzle

5. a new camera

6. an old bag

B Look and check.




- The doll is big.
- The doll is small.



- The jump rope is short.
- The jump rope is long.



- A: Is it an old bag? Is it a new bag?
- B: Yes, it is.



- A: Is it a big picture?
- B: Yes, it is. No, it isn't.

C Look and write.

Is it an old puzzle?
It's big.

Is it an umbrella?
It's a new puzzle.

1.



A: _____

B: Yes, it is.

A: _____

B: Yes, it's really big.

2.



A: _____

B: No, it isn't.

A: I like it!

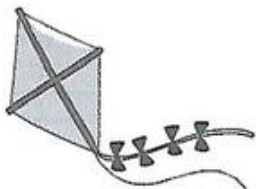
A Look and write.

yard sale

cute

kite

1.



k _ t _

2.



_ u _ e

3.



y _ r _ s _ l _

B Read and trace.

We have a yard sale right now.

1.



It has many things.

2.



It's a new picture.

The kite is big and long.

3.




4.



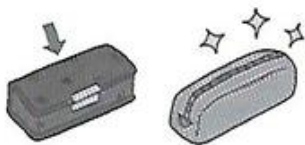
Come and see our yard sale!

A Circle the adjectives.

1.

It's small.It's a small camera.

2.



It's old.

It's an old pencil case.

3.



It's new.

It's a new teddy bear.

4.



It's long.

It's a long umbrella.

B Match and write.

1.

It's a ruler.

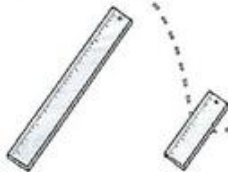
It's short.



2.

It's a bag.

It's old.



It's a short ruler.

3.

It's a picture.

It's big.



4.

It's a ribbon.




It's long.






6 On a Picnic

Lesson 1 Food

A Look and check.



1  2  3 



1. egg eggs
2. hamburger hamburgers
3. tomato tomatoes



4  5  6 



4. tomato tomatoes
5. egg eggs
6. hamburger hamburgers

B Look and write.





1.  
a tomato → two

2.  
an orange → five


3.  
a → seven

4.  
an → ten

C Look and choose.


-  **a** There is a hamburger. **b** There are six hamburgers.
-  **a** There is a camera. **b** There are two cameras.
-  **a** There is an orange. **b** There are seven oranges.
-  **a** There is a balloon. **b** There are five balloons.

D Look and write.




- There is a bike.
- There is a _____
- _____ an _____
- There are two _____
- There are three _____
- _____ nine _____

A Look and match.



cookie cookies peach peaches sandwich sandwiches

B Look and write.



in
under
on

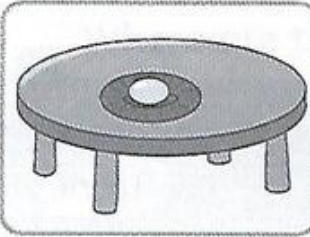
1. The sandwich is _____ the bag.

2. The peaches are _____ the table.

3. The cookies are _____ the table.

C Look and connect.


1.



Where is the egg?

It's _____ in _____ the box.
They're _____ on _____ the table.

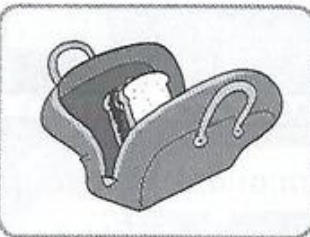
2.



Where are the hamburgers?

It's _____ under _____ the box.
They're _____ in _____ the chair.


3.



Where is the sandwich?

It's _____ in _____ the box.
They're _____ on _____ the bag.

D Look and write.



1. A: Where is the cookie?

B: It's on the box.


2. A: Where are the _____?

B: They're _____ the bag.

3. A: _____?


B: _____ the table.

A Read and number.



B Look at **A** and circle.

1.




They're **on / under** the table.

2.



They're **in / under** Rover's bag.

C Count and write.



1. There is a
2. There is an
3. There are two
4. There are three
5. There are four
6. There are five

A Find the paths and circle.

1. 2. 3. 4. 5. 6.

eggs tomatoes
hamburgers peaches
sandwiches cookies

B Look and check.

1. There is a balloon. There are two balloons.
2. A: Where is the camera? Where are the cameras?
B: It's in the bag.
3. A: Where is the orange?
B: It's on the table. It's under the table.
4. A: Where are the peaches?
B: They're in the box. They're on the box.

C Look and write.


It's on the table.

They're under the chair.

It's in the box.

There is a sandwich.

1.



A: I'm hungry.

B:

A: Where is it?

B:

A: Thank you.

2.



A: I'm hungry.

Where is the egg?

B:


A: Where are the tomatoes?

B:

A Find, circle, and write.



1.  nolunchon _____

2.  gosaladod _____

3.  frenchi bfriesc _____

salad
 lunch
 french fries

B Read and trace.



1. There are french fries and a hamburger.


There is a big cookie too.


2. I have a sandwich and salad.

There are peaches too.


3. Which lunch do you like better?

A Look and connect.


1.  → There is five cookies.

2.  → There are a tomato.


3.  → There is three egg.

4.  → There are an oranges.

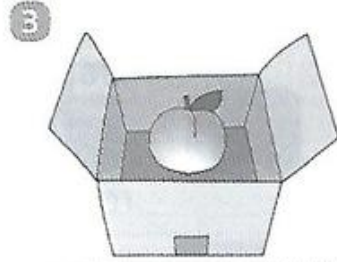
B Circle and write.



(in / on / under)
the chair



(in / on / under)
the table



(in / on / under)
the box

1. The apple is _____ the chair.

2. The hamburgers are _____.


3. The peach is _____.

Review 3

A Look and match.



a. It's a new puzzle.



b. It's a short jump rope.




c. There is a peach.



d. There are two cookies.

B Look and write.



A: Is it an old camera?

B: _____



A: Is it a small picture?

B: _____



A: _____?

B: It's on the table.



A: Where are the tomatoes?

B: _____

C Read and write.

bag

new

under

cookies

umbrella

"Oh no! Where is my ¹ _____?" asks Daniel's mom.

"Is it a long umbrella?" asks Daniel.

"No, it isn't," says his mom.

"Is it a ² _____ umbrella?"

"Yes, it is."

"Look! It's ³ _____ the table."

"Oh no! Where are my ⁴ _____?" asks Daniel.

"Look! They're in your ⁵ _____," says his mom.

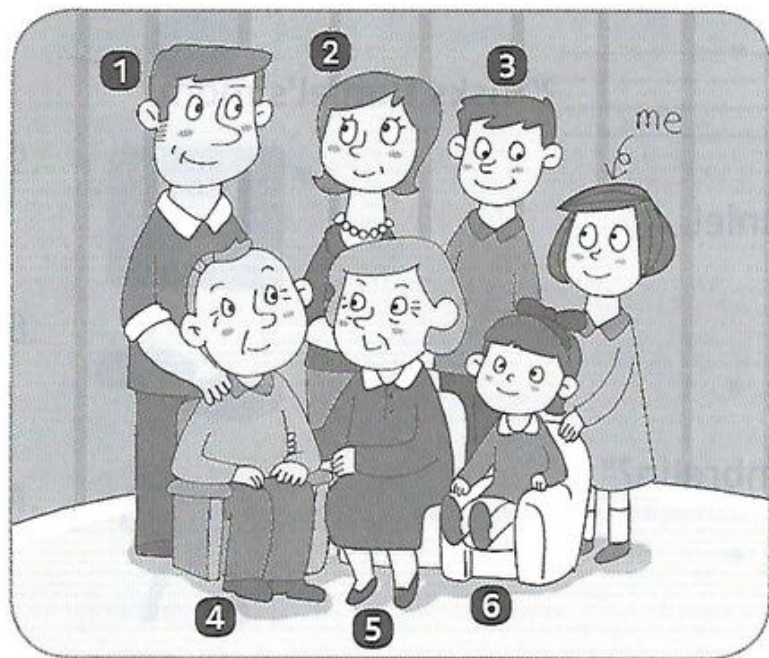
D Look at **C** and circle True or False.

- | | | |
|-------------------------------------|------|-------|
| 1. The umbrella is long. | True | False |
| 2. The umbrella is old. | True | False |
| 3. The cookies are in Daniel's bag. | True | False |

7 My Family

Lesson 1 My Family Members

A Look and number.



grandfather

grandmother


father


mother


brother


sister

B Cross out and write.

1.  **brouther**

2.  **faddher**

3.  **siszter**

4.  **gramndfatoher**

5.  **meother**

6.  **glrandmnother**

C Look and connect.

1.



He's my father.
She's my mother.

2.



He's my father.
She's my mother.

3.



He's my grandmother.
She's my grandfather.

4.



He's my grandfather.
She's my grandmother.

D Look and write.



1. A: Who is she?

B: She's my sister.

2. A: Who is _____?

B: He's _____.

3. A: _____ he?

B: _____

A Look and circle.

1.



cook | wink

2.



swim | drive

3.



read | cook

4.



ride a bike | swim

5.




read | wink

6.



drive | ride a bike

B Unscramble and write.



1. siwm

swim

2. nwik

3. adre

4. ocko

5. ivedr

6. deri a biek

C Look and circle.

1.



I can / can't swim.

I can / can't cook.

2.



He can / can't read.

She can / can't wink.

3.



She can / can't drive.

He can / can't ride a bike.

D Look and write.

1.



I can

I can't

2.



He can


can't

3.



She

A Read and number.



B Look at **A** and match.



Who is she?

I can read!

She's my sister.

C Match and write.

1. He's my father.
_____ can cook.

2. _____ my sister.
_____ can't _____

3. _____ my brother.



A Find and circle.

1.  mother
 2.  brother
 3.  sister
 4.  drive
 5.  swim
 6.  read

b	o	s	w	i	m	i	m
r	c	f	r	t	o	t	v
o	d	s	i	s	t	e	r
t	n	b	s	m	h	g	e
h	d	r	i	v	e	z	a
e	p	r	l	h	r	q	d
r	v	a	c	b	f	k	t

B Look and check.



- I can wink.
 I can't wink.



- He can cook.
 He can't cook.



- A: Who is he?
 B: He's my brother.
 He's my grandfather.



- A: Who is she?
 B: She's my mother.
 She's my sister.

C Look and write.

He's my father.

He can't ride a bike.

She's my sister.

She can swim.

1.



A: Who is she?

B:

Look!

A: That's great!

2.



A: Who is he?

B:

But he can drive.

A Unscramble and match.

dream

superhero

fast

1. asft



2. eadrm



3. suheperro



B Look and match.

1.



My father can

drive or read.

2.



My sister can

drive really fast.

3.



My dog can't

cook really well.

4.



My mother can

read really fast.

5.



My dog can

swim really fast.

A Look and circle.

1.



I can
 can't swim.

2.



He can
 can't cook.

3.



She can
 can't drive.

4.



They can
 can't read.

B Look and write.

1



wink

ski

2



ski

ride a bike

3



ride a bike

wink

1. I can wink. I can't ski.







2. She can . She

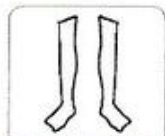


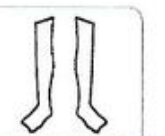


3. They . They







8 My Body

Lesson 1 My Body Parts




A Look and circle.




1.      
arm hand arms hands arm hand hands

2.      
legs toes feet legs toes legs feet

3.      
hand fingers foot toes hand foot fingers

B Look and write.

1.  2.  3. 

4.  5.  6. 

1. long arms

2. long

3. short

4. short

5. big

6. small

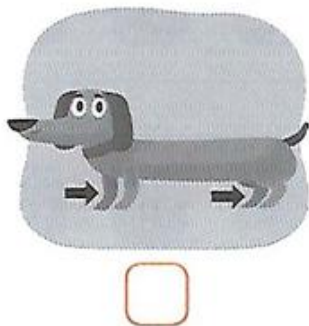
C Read and number.

1. I have short legs.


2. I have small hands.

3. I have big feet.

4. I have long toes.



D Look and write.



1. I have short arms.

2. I have small

3. long


4. I big

5. long


6. short

A Connect and match.

1. head → h o a s
 2. eyes → e e s d
 3. nose → n y e e



4. ears → e a c s
 5. mouth → m e r t h
 6. neck → n o u k




B Look and write.



a small mouth



big




big



a small



a long



a small

C Look and circle.

1.



He has a long **neck / nose** .

2.



She has a big **nose / mouth** .

3.




He has small **head / eyes** .

4.



She has big **eyes / ears** .


D Look and write.



1. He has big .

2. big .

3. a small .



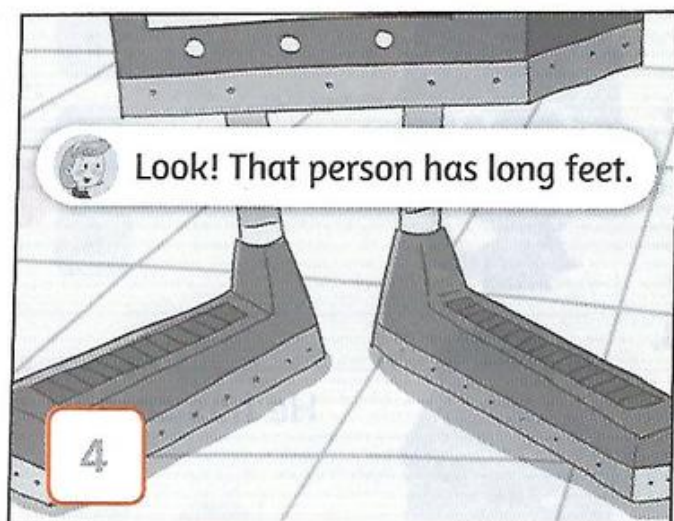



4. She has a small .

5. a small .

6. a short .

A Read and number.



B Look at **A** and choose.

1.  has _____.

Lien

- a** big hands **b** long legs **c** a big head

2.  has long feet and _____.

Jack

- a** a big nose **b** long fingers **c** long arms

C Unscramble and write.



I have a long nose.
onlg

I
asmll



She has
allsm

She
ibg



He
gib

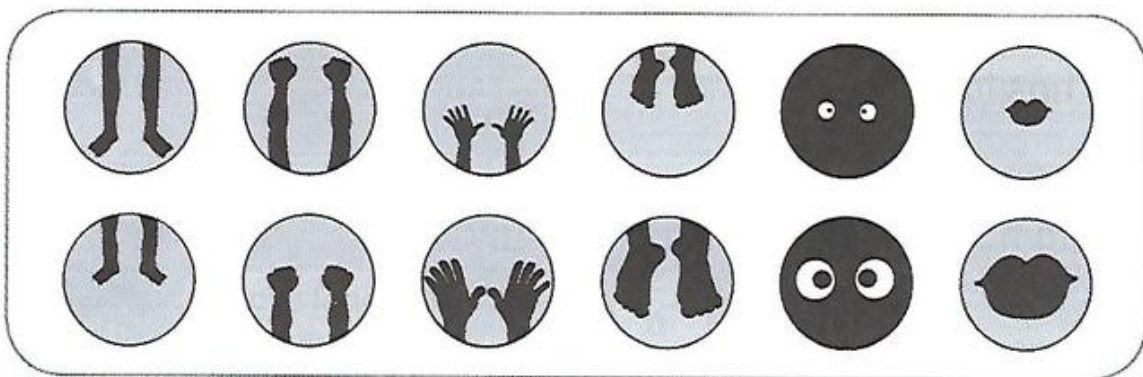
He
torsh

A Circle and match.

1. short legs

2. long arms

3. big hands



4. small feet

5. big eyes

6. a small mouth

B Look and check.



- I have small ears.
- I have big eyes.



- I have long toes.
- I have long fingers.



- He has small feet.
- He has a big nose.



- She has a short neck.
- She has small hands.

C Look and write.

He has short arms too.
But he has a short neck.

But he has small eyes.
She has long fingers too.

1.




Look!

I have a long neck.

I have big eyes.

2.





Look!


He has short legs.

But she has long arms.

A Find, circle, and write.



1.  kph ear ab _____


2.  ft ostrich ie _____

3.  pa flyr kt _____

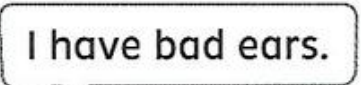

fly
hear
ostrich


B Read and trace.

1.  I'm an ostrich.




I have a small head but a big body.

3.  I have bad ears.






I can't hear well.

I can't fly, but I can run.

A Read and match.

- | | |
|-------|----------------------|
| I • | • has a short neck. |
| She • | • have a short neck. |
- | | |
|--------|-------------------|
| Ken • | • has big hands. |
| They • | • have big hands. |
- | | |
|-------|-----------------------|
| You • | • has a small mouth. |
| He • | • have a small mouth. |

B Look and write.



- I have long legs.
- She
- We
- They
- He

Review 4

A Look and match.

1.



a. He's my brother.

2.



b. I can wink.

3.



c. I have long fingers.

4.



d. She has a big nose.

B Look and write.

1.



A: Who is she?

B:

2.



He's my brother.

He

3.



She's my sister.

She big

4.



He's my friend.

He short

C Read and write.

ride

brother

hands

sister

wink

I have a ¹ _____ and a sister.

My brother has long arms and long legs.

He also has big ² _____.

He can swim well.

My ³ _____ has short arms and short legs.

She can't ⁴ _____ a bike yet.

But she has big eyes, and she can ⁵ _____!

D Look at **C** and circle True or False.

- | | | |
|---------------------------------|------|-------|
| 1. I have two brothers. | True | False |
| 2. My brother has long arms. | True | False |
| 3. My sister rides a bike well. | True | False |

The page features a light orange background with stylized white clouds at the top. The word 'Memo' is written in a bold, orange, sans-serif font with a slight shadow effect. Below the title, there are 21 horizontal grey lines for writing, all contained within a white rounded rectangle.

Memo

Come On, Everyone Workbook 1

Published and distributed by Neungyule Education, Inc.
Poongsung Bldg., 21, World Cup buk-ro, Mapo-gu, Seoul, Korea

Tel: 82-2-2014-7742

Fax: 82-2-337-4956

Websites: www.nebooks.co.kr/comeon (Korean)
www.nebuildandgrow.com (English)

© 2016 Neungyule Education, Inc. • NE_Build & Grow | All rights reserved. No part of this publication may be reproduced, stored in a retrieval system, or transmitted, in any form or by any means, electronic, mechanical, photocopying, recording or otherwise, without permission in writing from the publisher.

NE_Build & Grow is the children's education division of Neungyule Education, Inc.

ISBN: 979-11-253-1004-4

Workbook 1

Senior Managing Editor: Karoline Lee

Managing Editors: Jessie Lee, Rosa Park

Assistant Editor: Chloe Shim

Contributing Writer: The Core

Design: Hyemin Yun

Illustrations: Byungchul Yun, Mattia Cerato (MB Artists), Veronica Yoon

Cover Design: BLaunch Graphics

Cover Illustrator: James Horvath

Photo Credits:

Shutterstock / iStockphoto pp. 25, 27

Come On, Everyone is a six-level course that gives students a confident start to learning English. With task-based activities and vivid illustrations, *Come On, Everyone* inspires students to develop 21st Century Skills. Each Content and Language Integrated Learning (CLIL) lesson instructs students about real-life, applicable subjects while fostering their English language acquisition. *Come On, Everyone* is your key to cultivating an engaging classroom where every learner becomes a great thinker.



Key Features

- Creative individualized activities, projects, and presentations** provide great opportunities for students to practice on their own and with each other.
- Story-making activities** enable students to utilize their creativity by personalizing cartoons or reading passages from the student book.
- CLIL lessons** contain culture tips and useful information about subjects relevant to students, preparing them for the real world.
- Chants and songs** take advantage of the natural aid of rhythm to help students memorize and practice key vocabulary and expressions.
- Reader's theater storybooks** provide creative opportunities for class discussion and decision-making as students choose between two possible endings and perform the stories to increase their language proficiency.

Components

- Student Book with DVD-ROM and Class MP3 CD
- Workbook
- Teacher's Book with Teacher's DVD-ROM and Class MP3 CD

Online Resources

www.nebooks.co.kr/comeon (Korean) / www.nebuildandgrow.com (English)



**Reader's Theater Storybook
for Student Book 1**