



# Learning at School

## Assessment 1


# Learning at School

## My VIPKID Classroom



Vocabulary	school, computer, tablet, phone
Verbs	to circle, to click
HFWs	not, with, out
Sentence Frames	Can you circle/click with the mouse? Yes, I can (circle/click with the mouse). No, I cannot (circle/click with the mouse).
Phonics	blending n/r/s with -ap/-at
Math	numbers 11–15 in standard and word forms

# REWARD SYSTEM



# WARM UP

This is the way I click  
my mouse,  
Click my mouse,  
Click my mouse.  
This is the way I click  
my mouse,  
At V-I-P Kid School.







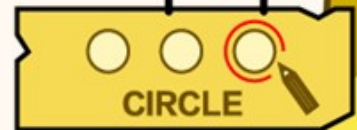
I can circle.



I can click.




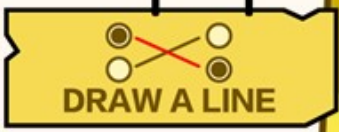
Can you click with the mouse?



Yes, I can click.



Can you circle?





 DRAG AND DROP



I'm \_\_\_\_\_ my mom.




I am \_\_\_\_\_ happy.



He walks \_\_\_\_\_.




 DRAG AND DROP



 DRAG AND DROP



  
DRAG AND DROP



\_\_\_\_\_

\_\_\_\_\_

 DRAG AND DROP 

eleven \_\_\_\_\_

fourteen \_\_\_\_\_

thirteen \_\_\_\_\_



Lily is sad. Her desk is empty. A monster took all her stuff away.



**Can you help Lily get her things back?**





Meg



Mike



Begin

# MAP



Level 1



Level 3



Level 2



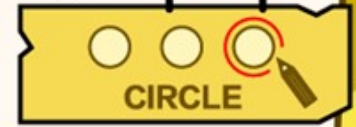
Level 4

Finish




**Level 1**

**Begin**



I can \_\_\_\_\_ with the mouse.



**Good job!**

**You found her headphones!**



Begin

# MAP



Level 1

Level 3

Level 2

Level 4

Finish

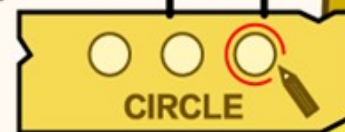


**Level 2**

**Begin**




Can you click  
with the mouse?





Can you circle  
with the mouse?



**Good job!**

**You found her keyboard!**



Begin

# MAP



Level 1


Level 3



Level 2

Level 4

Finish



**Level 3**

**Begin**





I can



click

with the



mouse





I can

circle

the

1 2 3.

numbers



Can you click  
with the mouse?



Can you circle  
the numbers?



**Good job!**

**You found her camera!**





Begin

# MAP



Level 1



Level 3



Level 2

Level 4


Finish



**Level 4**




**Begin**

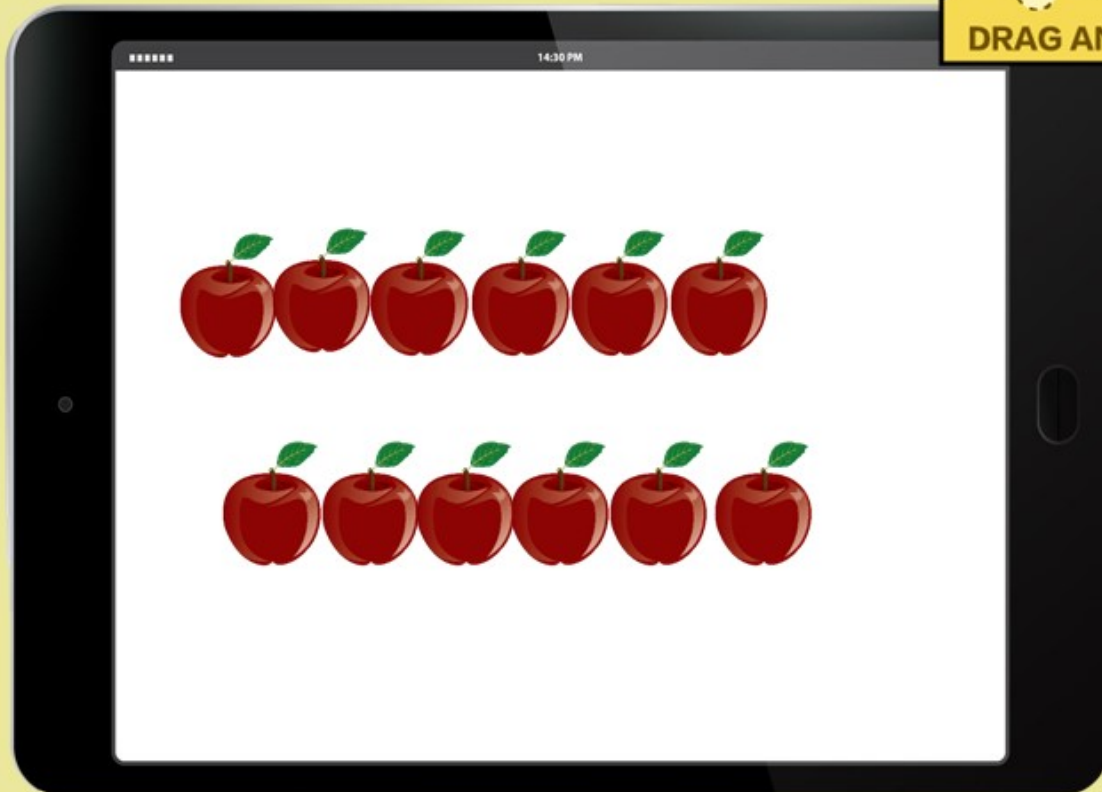


    
DRAG AND DROP



\_\_\_\_\_ computers

    
DRAG AND DROP



\_\_\_\_\_ apples

**Good job!**

**You found her mouse!**



Begin

# MAP



Level 1



Level 3



Level 2



Level 4

Finish



Excellent!

You win!



VIP KID

E - FREE TALK





# GOODBYE SONG

I can circle with the mouse,  
With the mouse.

I can circle with the mouse,  
With the mouse.

I can circle with the mouse,  
And click, click, click,

I can circle with the mouse,  
With the mouse.



## My VIPKID Teacher

1



Prepare some  
crayons and  
paper.

2




Draw a picture  
of your VIPKID  
teacher.

3



Introduce your  
teacher to your  
parents.

4



Share your  
picture with your  
teacher.

Now I can . . .

- talk about my teacher.
- answer question like "How is he?"

He is my  
VIPKID  
teacher.  
He is  
happy.



# Goodbye

Level 2 Unit 1 Lesson 5



VIP KID

