

VIP KID

Level 2 Unit 2 Lesson 5



School Phrases

Assessment 1

School Phrases

Teacher Talk

Vocabulary

hallway, lunchroom

Verb

to sit

HFW

here, down, said

**Sentence
Frame**

Do you know _____?
Do you sit on a chair/desk at
school?

Phonics


blending f/l/m/c with -og/-od

Math

fewer, more

[Empty rectangular box for text entry]

REWARD SYSTEM





**In the lunchroom,
In the lunchroom,
We eat food, we eat food.
Hungry, hungry students,
Hungry, hungry students,
In their chairs,
In their chairs.**


**WARM
UP**





• Drag and Drop •

What is it?



• Pick One •




They sit.

Do you sit on a _____ at school?





Do you know _____?



Pic 3

• Drag and Drop •




She no.



My nose is .



Let's go .



• Drag and Drop •







• Drag and Drop •



more



fewer



• Pick One •



Which has more students?

**Lisa will go to school this year.
Can you teach her the
school rules?**



Are you ready?



Stop 1



Start

Stop 2

Stop 3



The students are in the _____.

• Drag and Drop •



I sit on a chair at school.

Well done!

Rule 1: Be on time.





Stop 2



Start

Stop 2

Stop 3



• Drag and Drop •



Do you sit on a
chair at school?





Do you know the answer?

1

$$10 \div 2 = 5$$

$$10 \div 5 = ?$$



HELP!

_____ / _____ .

2

$$2 + 2 = 4$$

$$4 + 2 = ?$$



_____ / _____ .

Well done!

Rule 2: Be a good listener!





Be on time.

Stop 1

Listen.

Stop 2

Stop 3

Stop 4



Stop 3



Start

Stop 2


Stop 3





**A cod sees
a log.**





**This is not
my log.**





?



**What does the
cod see?**




Well done!

Rule 3: Raise your hand!



**Raise
your
hand!**



Stop 4





Start

Stop 2


Stop 3




• Drag and Drop •



A



B



• Pick One •

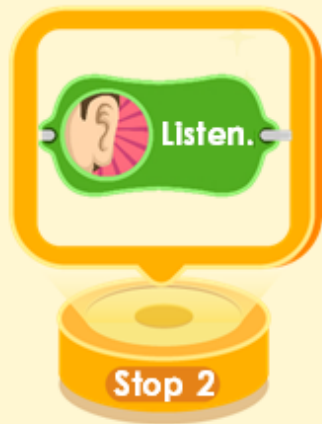


**Which picture
has fewer students?**

Well done!

Rule 4: Be kind to everyone!





You did it!



START

Be a end.

Stop

Stop 3

$$1 + 9 = 10$$

$$2 + 8 = 10$$



My Classroom Poster



1 Draw a student who is listening.



2 Draw a student who is speaking.



3 Draw a student who is raising their hand.



4 Share the picture with others.

Now I can...

- talk about my classroom and classmates.
- talk about some class rules.



Lesson 5 — Project Introduction

Lesson 9 — Finish & Upload

Lesson 10 — Project Presentation



**GOODBYE
SONG**



**In the classroom,
In the classroom,
We sit down, we sit down,
I can see the whiteboard,
I can see the whiteboard,
From my desk,
From my desk.**

A large, bright yellow starburst graphic with jagged edges, serving as a background for the title text.

Goodbye

Level 2 Unit 2 Lesson 5



