



# Foods

Food I Eat

# Foods

## Food I Eat



**Vocabulary**

**vegetable, meat**

**Verb**

**to eat**

**HFW**

**into**

**Sentence  
Frame**

**What is your/his/her favorite food?  
My/His/Her favorite food is \_\_\_\_.**

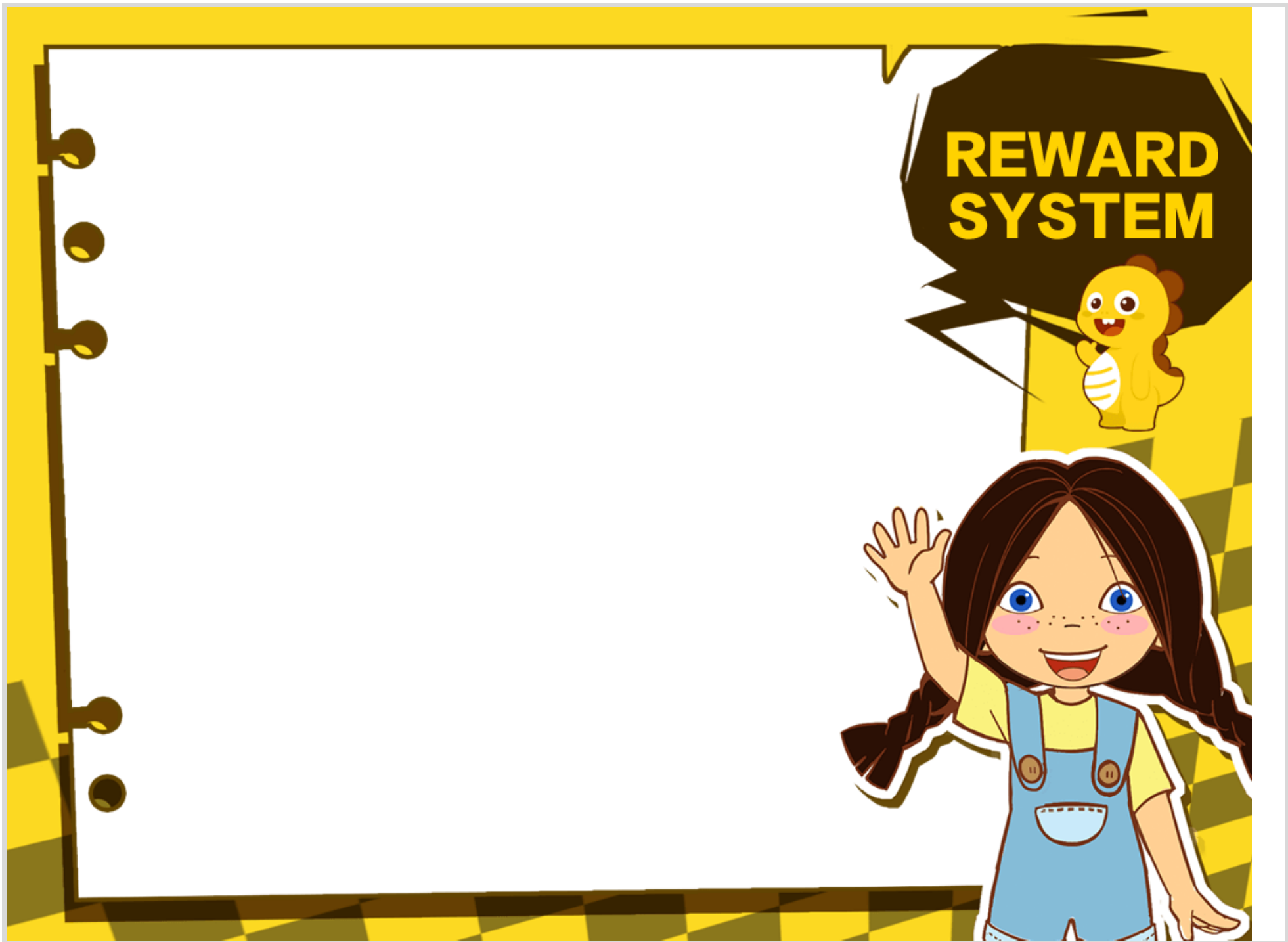
**Phonics**

**blending n/r/c/g with -ut**

**Math**

**circle, triangle**

# REWARD SYSTEM



# WARM UP

Bread and meat,  
Fruit and juice,  
Fruit and juice,  
Fruit and juice.  
Bread and meat,  
Fruit and juice,  
And dessert!



A top-down view of a white plate with a dark rim. On the plate is a roasted piece of meat, possibly a lamb chop, with a sprig of rosemary on top. Next to the meat is a small portion of steamed broccoli. The plate is set on a wooden cutting board, with a silver fork to the left and a blue and white checkered napkin at the bottom. The background is a yellow and black checkered pattern.

vegetable

I like meat and **vegetables**.

What do you like to eat?



This is \_\_\_\_\_, and these  
are \_\_\_\_\_.

    
DRAG AND DROP



eat

They **eat** vegetables.






What does he eat?



He \_\_\_\_\_.

What do you eat?



into

Put the fruit **into** the bag.






walk **into** the  
classroom



put it **into** the  
piggy bank

VIP KID

A - HFW



What is your favorite food?



favorite 

What is her favorite food?





Her favorite food is \_\_\_\_\_.





n

r

c

g

+ ut



nut


rut

cut

gut

VIP KID

P - PHONICS 

 DRAG AND DROP

     ut




VIP KID

A - PHONICS






circle



triangle



DRAG AND DROP



  
DRAG AND DROP

He cuts the fruit into 4 circles. Then,  
he cuts the vegetable into 3 circles.

How many circles does he have?



VIP KID

E - FREE TALK



# GOODBYE SONG

I am eating. You are eating.

It tastes good.

It tastes good.

Now I want dessert.

Now I want dessert.

 Yum, yum, yum!

Yum, yum, yum!





# Goodbye

Level 2 Unit 5 Lesson 2



