

Picture Grammar for Children

Starter

Topic-based Grammar Practice

David Vale


MACMILLAN
HEINEMANN
English Language Teaching

Macmillan Education
Between Towns Road, Oxford OX4 3PP, UK
A division of Macmillan Publishers Limited

Companies and representatives throughout the world

ISBN 0 333 75256 2

Text © David Vale 1999

Design and illustration © Macmillan Publishers Limited 1999

Heinemann is a registered trademark of Reed Educational and Professional Publishing Limited

First published 1999

All rights reserved; no part of this publication may be reproduced, stored in a retrieval system, transmitted in any form, or by any means, electronic, mechanical, photocopying, recording, or otherwise, without the prior written permission of the publishers.

Designed by Sue Vaudin

Cover illustration by Colin Robson

Illustrations by Tony Kenyon, Frances Lloyd, Debbie Lush, David Peet, Liz Pichon,
Tessa Richardson-Jones, Nick Sharratt, Jan Smith.

Acknowledgements

The author would like to thank Karen Gray and all the staff at Heinemann ELT who have been involved in this project. Thanks also to Ana, Simone and Matthew for their creative input and constant support, Alex for his inspirational art at the beginning, Bill and Nick for their comments and advice early on, Steve Mullaney for many practical ideas on vocabulary.

The publishers would like to thank the following teachers and advisers for their helpful comments: Mary Nicalaxis, Greece, Teli Kalambaheti, Thailand, Carolyn Barraclough, UK

Printed and bound in Spain by Edelvives, Zaragoza

2005 2004 2003

11 10 9 8 7 6 5

Picture Grammar

for Children **Starter**

Contents


Title	Grammar	Page
1 Games and toys	The alphabet	2
2 Rainbow restaurant	Singular/plural nouns; a/an	6
3 At the circus	What's your name/ I'm ...	10
4 My body	What is it/are they? It's/they're ...	14
5 My home	Where is/are?; prepositions	18
Review 1		22
6 Animals	Can/can't	24
7 Round the garden	This/that is; these/those are	28
8 Family	Possessives	32
9 Up and down	Imperatives	36
10 Nelly's farm	There is/are	40
Review 2		44
Grammar summary		46
Words and phrases		48



Games and toys

Words you need

- 1 Tick (✓) your favourite toys and games. ✎
- 2 Cover the picture. How many words can you remember? ☞



bicycle

doll

train

teddy

Word check

1 Write a, e, i, o or u. ✎

puppet

f__rm

d__ll

j__gs__w

k__t__

2 Tick (✓) the ones you have. ✎

teddy

train


car

puppet

robot

ball





kite

ball

farm

robot

puppet



car

jigsaw


3 Circle.


j	k	c	a	j	t				
d	i	r	o	j	r				
o	t	g	l	i	a				
l	e	t	s	k	i				
l	n	i	c	a	n				
r	o	b	o	t	w				

Practice

1 Join the letters. Colour and write.  

It's a _____.




2 Circle the vowels. Underline the consonants. 

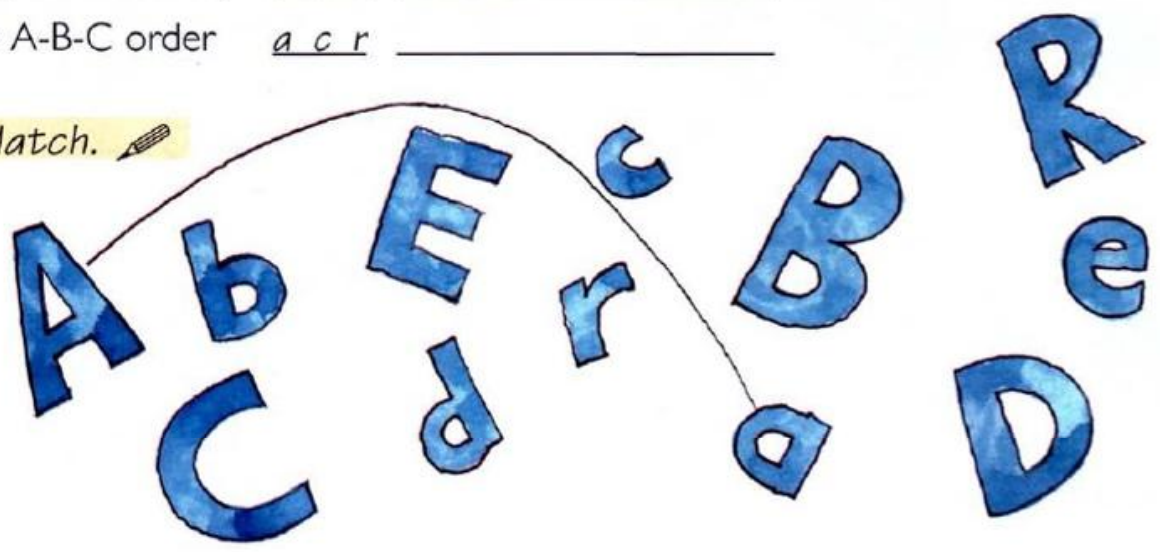
bicycle kite



- 1. t r a i n 3. r o b o t
- 2. p u p p e t 4. j i g s a w

3 Write. 

My favourite toy c a r _____
 In A-B-C order a c r _____

4 Match. 



5 Write in capitals and draw.  




car CAR



1. doll _____

3. ball _____



2. train _____



4. teddy _____


6 Look at page 2. Complete and read.   

r is for robot b is for ball

1. c is for _____ 3. j is for _____

2. d is for _____ 4. p is for _____

Extra Make an alphabet book for your name.  




2

Rainbow restaurant

Words you need

- 1 Circle your favourite food. ✎
- 2 Underline your favourite colour. ✎






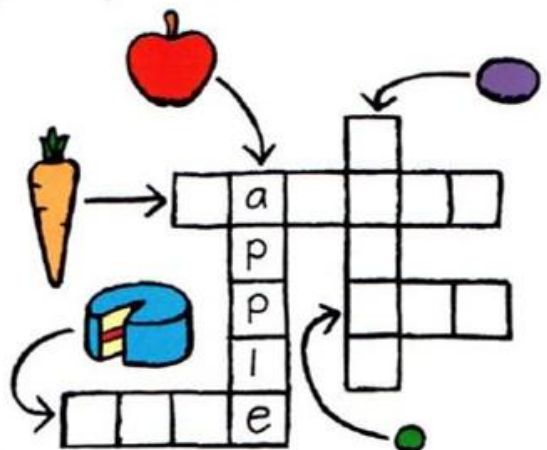
Word check

1 Colour the rainbow.


r is for red
 o is for orange
 y is for yellow
 g is for green
 b is for blue
 p is for purple




2 Complete.



3 Colour and match.




Practice

1 Write **a** or **an**. 

a banana

_____ pea _____ ice cream _____ apple _____ grape

2 Complete. 

~~red~~ a pink blue an



a red apple



1. a _____ cake




3. _____ orange carrot



2. _____ yellow banana



4. a _____ ice cream

3 Complete. 

One	1 carrot	1 pea	1	1 grape	1
Two	2 carrots	2	2 apples	2	2 cakes


4 Write. 

 +  = 3 apples.

1.  +  = _____ carrots.

2.  +  = _____.

3.  +  = _____.

5 Spot the differences. Write. 

Picture 1



Picture 2



1 red apple

2 yellow bananas

1 _____ cake

3 _____ grapes

_____ pink ice creams


1 green apple


_____ yellow banana

_____ orange _____

_____ purple _____

_____ ice cream

6 Make a zig-zag book. 




3


At the circus

Words you need

1 Circle your favourite circus person. ✎

2 Mime what they do. 🎭





Word check

1 Write.

das	s <u>a</u> d
hnit	t _ _ _
llta	t _ _ _
yahpp	h _ _ _ _

2 Complete.

ringm <u>a</u> ster	magi <u>c</u> ian
str_ <u>n</u> gm_ <u>n</u>	j_ <u>g</u> gl_ <u>r</u>

3 Complete the faces.

happy	sad

4 Match.

	tall	
	short	
	thin	
	strong	

Practice

1 Complete.



My name's Bill.

1. My name's _____



3. My _____
Miss Glum.



2. My name's _____



4. My _____
Mr Jolly.



2 Write.

What's your name? My name's _____.

Ask a partner. 

3 True (✓) or false (x)?



I'm a ringmaster. ✓



I'm a clown. x



1. I'm a magician.



3. I'm not a ringmaster.



5. I'm a strongman.




2. I'm a clown.



4. I'm a juggler.



6. I'm not a clown.

4 Write I'm or I'm not. 




1. I'm tall.

2. _____ short.



3. _____ sad.

4. _____ happy.

5 Circle for Ann. 




Are you happy?

Yes, I am. / No, I'm not.



Yes, I am

1. Are you strong? Yes, I am./ No, I'm not.
2. Are you thin? Yes, I am./ No, I'm not.
3. Are you short? Yes, I am./No, I'm not.



6 Ask a friend. Complete with ✓ or ✗. 

Name	Are you happy?	tall?	strong?

7 Complete for you.  

My name's _____.

I _____ a girl/boy.

I'm _____.



I'm not _____.

photo

4 My body

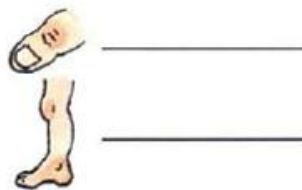
Words you need


- 1 Circle the words you know. ✎
- 2 Sing 'Head, body, legs and toes'. 🎵



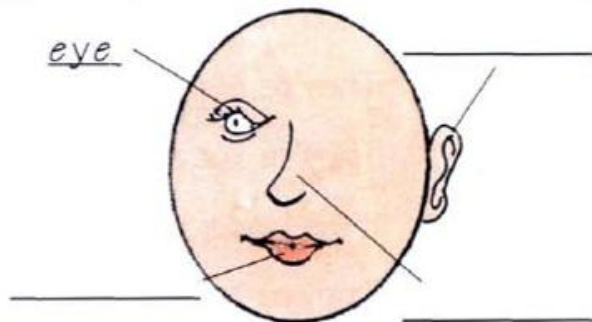
Word check



- 1 Count, then move the parts of your body. ✎ 👁️






2 Complete, label and colour. 




3 Make a class display.  

Draw round a friend and label.
Measure how tall your friend is.



Practice

1 Look at a partner. Draw. 



It's an eye.



1. It's an ear.



2. It's a mouth.



3. They're teeth.



4. They're hands.

2 Complete. 

What is it?



It's a leg.

1. What is it?



It's a _____.

2. What is it?



It's a _____.

3. What are they?




They're _____.

4. What are they?



They're _____.

3 Complete with *is/are*. Match. 



What is it?



What _____ it?



What _____ they?



What _____ they?



What _____ they?

It's a nose.

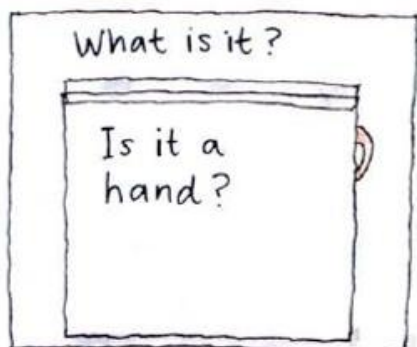
They're ears.

They're fingers.

It's a head.

They're teeth.

4 Make a puzzle page. ✂️



Work with 4 friends. Join your pages to make a book.


5 Cover a picture. Ask a friend. ✂️





5

My Home

Words you need

1 Circle the things you have in your bedroom. 

2 Count the spiders. 



spider



Word check

1 Write.

kitchen

cooker _____

living room

bedroom

2 Write and match.

television

sofa

bed

picture



3 Circle the odd one out. Draw it.

living room

sofa

cooker

picture

kitchen

bed

cooker

table

bedroom

desk

lamp

fridge






fridge

table



kitchen

Practice

1 Write *in*, *on* or *under*. 





1. _____ 2. _____ 3. _____

2 Look at pages 18/19. Complete.  

Where's the table?


It's *in* the *kitchen*.

1. Where's the bed? It's _____ the _____.
2. Where's the sofa? It's _____ the _____.
3. Where's the lamp? It's _____ the _____.

3 Look at pages 18/19. Complete.  

is are is in on under

1. Where is the red spider? It's _____ the table.
2. Where _____ the green spider? It's _____ the desk.
3. Where _____ the blue spiders? They're _____ the sofa.

4 Ask a friend. Complete. 

Is the red spider in the kitchen?

Yes, it is. (No, it isn't.)

1. Is the green spider in the bedroom?

Yes, ___ is.

2. Is it under the television?



No, ___ isn't.

3. Is it on the bed?

____, it _____.

4. Is it in the desk?




____, it _____.

5 Read, draw and colour.  

The cooker is in the kitchen.

The lamp is in the living room. It is under the picture.

The television is in the bedroom. It is on the desk.

6 Guessing game  

Draw a spider in the house above.

Ask questions to find your friend's spider.



Is it in the bedroom?

No, it isn't.

Is it under the sofa?

Yes, it is.



Review 1

Unit 1 Games and toys

1 Complete and list. (10 points)

	Consonants	Vowels
A is for <u>Alphabet</u>	<u>b, h, l, p, t</u>	<u>a, e</u>
F is for <u>Farm</u>	_____	_____
D is for D _____	_____	_____
T is for T _____	_____	_____

Unit 2 Rainbow restaurant

1 Write. (4 points)



a _____ an _____ _____ ice cream _____ banana

2 Count and write. (6 points)



2 green peas + 5 green peas = 7 green peas



_____ + _____ = _____

Unit 3 At the circus

1 Complete. (10 points)

1. What's your _____ ?

2. Are you happy?

3. Are you _____ ?

My name's _____ .



Yes, I _____ .




No, I'm _____ .



Unit 4 My body

I Complete with is/are and answer. (10 points)


What is it?  It's an arm. What are they?  They're ears.

1. What ___ it?  It ___ a _____.
2. What ___ they?  They _____.
3. What ___ it?  It _____.

Unit 5 My home

I Draw and colour the spiders. (6 points)

The blue spider is on the lamp.
The red spider is in the fridge.
The green spider is under the table.




2 Look then cover the picture. (4 points)

True (✓) or false (x). 

The lamp is on the desk. ✓

1. The television is on the desk.
2. The bed is under the picture.
3. The spider is in the bed.
4. The television is on the table.



Your score /50



40-50
very good



25-39
OK




0-24
have another try




Animals

Words you need

- 1 Circle your favourite animal. ✎
- 2 Mime what it can do. 🎭



Word check

1 Match and write in A-B-C order. 


ante	rich	<u>antelope</u>
ele	key	_____
ost	lope	_____
mon	garoo	_____
kan	phant	<u>ostrich</u>

Help!
I can't fly.

lion


Imagine and draw a 'mongaroo' or an 'ostphant'.





2 Write a or an. 

an antelope _____ kangaroo _____ elephant

_____ lion _____ monkey _____ ostrich


3 Tick (✓) if you can or cross (x) if you can't. 









4 Circle and read to a friend.  

I can run and hide and swim and climb and hop but I can't fly

Practice

1 Complete with ✓ (can) or ✗ (can't). 

	run	fly	hop	climb
	✓	✗	✗	✗
				
				
				
				

2 Write *can* or *can't*. 

A lion can run.

It can't fly.

- A monkey _____ climb. It _____ fly.
- An elephant _____ run. It _____ hop.
- An antelope _____ climb. It _____ run.

Antelopes can run.

They can't fly.

- Elephants _____ run. They _____ climb.
- Ostriches _____ fly. They _____ run.
- Kangaroos _____ hop. They _____ fly.



3 Complete. ✎

Can an elephant run?

Yes, it can.

Can a monkey fly?

No, it can't.

1. Can an ostrich hide? _____, it _____.
2. Can a lion fly? _____, it _____.
3. Can an elephant swim? _____, it _____.

4 Circle. ✎

Can elephants run?

Yes, they can. /No, they can't.

1. Can kangaroos climb? Yes, they can./No, they can't.
2. Can lions run? Yes, they can./No, they can't.
3. Can ostriches fly? Yes, they can./No, they can't.

5 Complete for you and a friend (✓ or ✗). Write. ✎

	run	swim	fly
me			
my friend			



I can _____ but I can't _____.

My friend can _____, but can't _____.



7 Round the garden


Words you need

- 1 Circle the creatures. 
- 2 Underline the plants. 





Word check

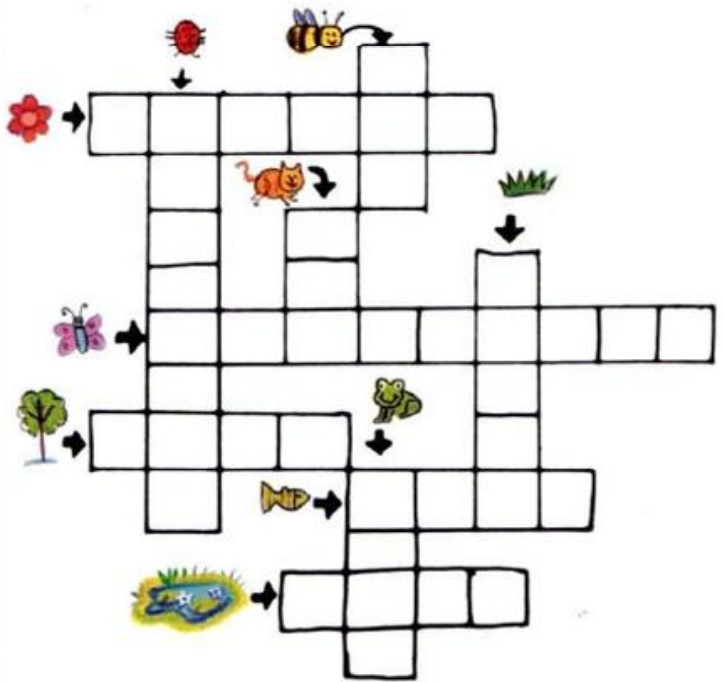
1 Complete and write. 



butterfly



2 Complete the crossword. 

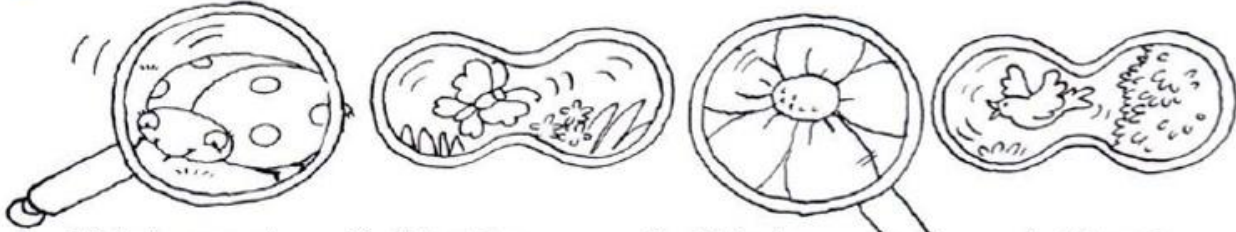


frog

Practice



1 Read and colour.



1. This is a red ladybird.
2. That is a blue butterfly.
3. This is a yellow flower.
4. That is a green bird.

2 Tick (✓) the correct picture.



This is a flower.



1. This is a bee.



3. That is a cat.



2. That is a tree.



4. This is a butterfly.

3 Point, ask and answer.



4 Complete with **these** or **those**. ✍️

These are flowers.



1. _____ are trees.



2. _____ are birds.



3. _____ are leaves.

5 Complete and circle. ✍️

Are those ladybirds?



Yes, they are. **No, they aren't**

1. Are _____ flowers?



Yes, they are./No, they aren't.

2. Are _____ frogs?



Yes, they are./No, they aren't.

3. Are _____ cats?



Yes, they are./No, they aren't.

6 Make finger puppets. Say and act. ✂️ 💬 🎭





Family

Words you need

1 Circle family you have.


2 Choose names for the pets.



dad



sister



mum



baby

me

Word check

1 Spell and write.

mmu mum

add d _____

act c _____

ogd d _____

yabb b _____

2 Write their names.

My family

mum _____

dad _____

brother(s) _____

sister(s) _____


grandma(s) _____

grandad(s) _____

pet(s) _____



brother



grandad and grandma




cat



dog



rabbit

3 Draw your family. 



my dog



my sister



me



my brother



my mum



my dad

Practice

1 Write the names.

My name is Sally.

My mum's name is Rose.

My sister's name is Barbara.

My dad's name is Frank.

My brother's name is Sam.

My dog's name is Tandy.



2 Read and complete. Colour the photo.



	sister	brother	dog	mum and dad
hair	blonde	brown	black	black
eyes	blue	green	brown	brown

my his her its our their


Sister Her hair is blonde. (Her eyes are blue.)

1. Brother _____ hair is brown.
2. Dog _____ eyes are brown.
3. Mum and dad _____ hair is black.
4. You _____ hair is _____.
5. You and a friend _____ eyes are _____.

3 Circle.



4 Ask a friend.



5 Make a family page.

This is my mum
Her eyes are blue.



This is our cat.
Its hair is black.




This is my brother and sister.
Their names are Peter and Lisa.



Q Up and down



Words you need

1 Circle the instructions your teacher uses. 





Word check

1 Match. Do the action.  

Open your pencil.


Point to your book.

Pick up the door.

Close your hand.


Knock on the board.

Put up your book.

2 Circle. 

shout eat stand put sit pick

s	p	i	c	k
s	t	a	n	d
h	p	s	i	t
o	u	e	s	a
u	t	a	o	k
t	l	t	a	e

3 Complete. 

up down in en to
knock on

come _____ stand _____

sit _____ point _____

Practice

1 Match.

Put up your hand.

1. Knock on the door.
2. Come in.
3. Pick up your pencil.
4. Point to the board.



2 Play 'Simon Says'.

Simon says open your book.



Simon says close your book.



Stand up.



Simon says stand up.



Simon says sit down.




3 Write.

class/don't/in/run

1. up/stand
2. eat/class/don't/in
3. your/book/open
4. in/shout/class/don't

Don't run in class.

4 Complete. 



Please, come in.

Don't come in.

Please, _____ .

Don't stand up.

Please, _____ .



Don't open your book.

Please, _____ .


Don't sit down.



Please, _____ .

Don't close the door.

5 Make a sign for your classroom.  




6 Write rules for your classroom. 

	
<u>Put up your hand.</u>	<u>Don't shout.</u>
_____	_____
_____	_____

10 Nelly's farm

Words you need

- 1 Count the animals. 🗨️
- 2 Say the animal sounds in English. 🗨️



Word check

- 2 Match the tails. 🗨️

- 1 Write and say. 🗨️

cwo cow

phese sheep

kdcu _____

enh _____

atgo _____

gdo _____





Baa!

sheep

Quack!

duck

Neigh!

horse


Cluck!

Woof!

dog

hen

3 Draw your favourite farm animal. 🖍️





Practice

1 Complete with 's/are and the number. 

There's 1 horse. There are 3 sheep.



1. There _____ dog.
2. There _____ cat.
3. There _____ hens.
4. There _____ ducks.




2 Circle the correct answer. 

Is there a dog on the farm? Yes, there is. / No, there isn't.

1. Is there one cow? Yes, there is./No, there isn't.
2. Is there a donkey? Yes, there is. /No, there isn't.
3. Is there a white cat? Yes, there is./No, there isn't.

3 Write the questions. Ask a friend.  


cows/2/there/Are Are there 2 cows?  Yes, there are.




1. there/ducks/5/Are _____?
2. 3/Are/hens/there _____?
3. Are/2/sheep/there _____?

4 Circle the differences. Complete. ✍️

Picture 1



Picture 2



In picture 2 ... There isn't a white cow. There's a brown cow.

1. There _____ a black cat. There's a _____ cat.
2. There _____ a brown dog. There's a _____ dog.
3. There _____ 4 hens. There are _____ hens.
4. There _____ 2 goats. There are _____ goats.

5 Make farm puppets. Sing and act with your class. ✂️ 🎵

Nelly MacDonald has a farm. E-I-E-I-O.

On her farm there is a cat. E-I-E-I-O.

And the cat says 'miaow miaow miaow'.

Nelly MacDonald has a farm. E-I-E-I-O.

On her farm there are 2 cows. E-I-E-I-O.

The cows say 'moo moo moo',

And the cat says 'miaow miaow miaow' ...



Review 2

Unit 6 Animals

I Complete and answer. (10 points)

Can an elephant swim? Yes, it can. (No, it can't.)

1. _____ a monkey climb? _____, it _____.
2. _____ a lion fly? _____, it _____.
3. _____ an elephant hop? _____, it _____.
4. _____ an antelope run? _____, it _____.
5. _____ a lion hide? _____, it _____.

Unit 7 Round the garden

I Complete with this, that, these or those. Answer. (10 points)

1. What's _____?




It's _____.

2. What's _____?



It's _____.

3. What are _____?



They're _____.

4. What are _____?



They're _____.

Unit 8 Family

I Complete. (10 points)

~~his~~ your her our its their



His name is Tom.



3. _____ hair is black.



1. _____ name is Laura.



4. _____ hair is grey.



2. _____ name is Bill.



5. _____ name is Jet.

Unit 9 Up and down

I Complete and do. (10 points)

Knock on the door. Come _____ . Sit _____ .

Point _____ the board. Put _____ your hand.

Don't stand _____ . Say goodbye.

Unit 10 Nelly's farm

I Complete. (10 points)

Is there a cow on the farm? Yes, there is. (No, there isn't.)

1. _____ there a dog? No, _____ .

2. _____ there 3 sheep? Yes, _____ .

3. _____ there 2 horses? No, _____ . There's _____ horse.

Your score /50



40-50
very good



25-39
OK



0-24
have another try

GRAMMAR SUMMARY

The alphabet

a b c d e f g h i j k l m n o p q r s t u v w x y z

A B C D E F G H I J K L M N O P Q R S T U V W X Y Z

Singular and plural nouns

1 apple	1 carrot	1 cake	1 grape	1 pea
2 apples	3 carrots	4 cakes	5 grapes	6 peas

a/an

a carrot, **a** banana, **a** cake
an apple, **an** ice cream, **an** orange

What's your name? I'm...

What's your name?	I'm Sam Small. I'm a juggler. I'm short. I'm not a magician. I'm not tall.
Are you happy?	Yes, I am.
Are you sad?	No, I'm not.



What is it?/are they? It's/They're ...

What is it?	It's a mouth.
Is it a nose?	Yes, it is. No, it isn't.
What are they?	They're ears.
Are they eyes?	Yes, they are. No, they aren't.

Where is/are?; prepositions




Where's the spider?	It's on the bed.
Is it in the bedroom?	It's in the bed.
Where are the spiders?	Yes, it is. No, it isn't. They're under the bed.

can/can't

I	I	I	I	I
You	You	you	you	you
He	He	he	he	she
She can run.	She can't fly.	Can she hop?	Yes, she can.	No, she can't.
It	It	it	it	it
We	We	we	we	we
They	They	they	they	they

this, that, these, those



What's this? This is a frog.



What's that? That's a cat.



What are these? These are frogs.



What are those? Those are cats.

Possessives

my grandma, **your** grandad, **his** sister, **her** brother, **its** mum, **our** dog, **their** cat

Imperatives

Sit down.

Stand up.

Open your book.

Put up your hand.

Don't sit down.

Don't stand up.

Don't open your book.

Don't put up your hand.

there is/there are

There is one cow.

Is there a cow?

Yes, there is./No, there isn't.

There are two sheep.

Are there three sheep?

Yes, there are./No, there aren't.

WORDS AND PHRASES

This wordlist contains all the vocabulary items illustrated in the *Words you need* pages of each unit.

Unit 1

ball
bicycle
car
doll
farm
jigsaw
kite
puppet
robot
teddy
train

Unit 2

apple
banana
blue
cake
carrot
grape
green
ice cream
orange
pea
pink
purple
red
yellow

Unit 3

clown
happy
 juggler
magician
ringmaster
sad
short
strong
strongman
tall
thin

Unit 4

arm
body
ear
eye
finger
foot
hand
head
leg
mouth
neck
nose
toe
tooth

Unit 5

bed
bedroom
cooker
desk
fridge
kitchen
lamp
living room
picture
sofa
spider
table
television

Unit 6

antelope
climb
elephant
fly
hide
hop
kangaroo
lion
monkey
ostrich
run
swim

Unit 7

bee
bird
butterfly
cat
fish
flower
frog
grass
ladybird
leaf
pond
tree

Unit 8

baby
brother
cat
dad
dog
grandad
grandma
mum
rabbit
sister

Unit 9

close
come in
don't eat
don't shout
don't run
knock on
open
pick up
point to
put up
sit down
stand up

Unit 10

cat
cow
dog
donkey
duck
farmer
goat
hen
horse
sheep

Picture Grammar for Children

Starter

Picture Grammar for Children is a lively and colourful grammar practice series for young learners. It's fun to use and easy to teach and is compatible with any course. Grammar is presented in an original and appealing way through vocabulary-rich topic-based spreads which are followed by a range of grammar practice activities.

Key features

- Vocabulary and grammar are introduced side by side in meaningful contexts
- Highly illustrated topic-based units are carefully selected to reflect students' interests
- There is a balance between controlled exercises and those which allow students to use language creatively
- Review units give opportunity for consolidation and further practice
- Students can work through the units systematically or in any chosen order


**MACMILLAN
HEINEMANN**
English Language Teaching



ISBN 0-333-75256-2



9 780333 752562