


Level 4 Unit 1

Assessment 2





**Let's begin your unit assessment.
Are you ready?**



Let's look at your project!



Writing Project



You've been preparing for your final project.
Now it's time to present on the next slide. Good luck!



Lesson 8 — Project Introduction



Lesson 9 — Discuss Draft



#



Lesson 10 — Revise & Edit



Lesson 11 — Finish & Upload



Lesson 12 — Project Presentation



Have you uploaded your writing?

Yes

Click the "Writing Pop-up" button to check the writing.

No

Drag in the "Sample Writing" tab on the right.

Informative Writing

1. Make an informative poster about different landforms.
2. Write 30 to 40 words.

Project Review



Let's look at what you did well!



How your poster was organized.



Your spelling, grammar, and punctuation.



How your poster included photographs.



How your poster included your name and a title.



Project Review



Let's think...

What do you think you did very well in your project?

Well Done!

Congratulations!



You've finished the final project!





Well done! We've finished Part 1.



Lakes and Ponds



Imagine that you are flying around the world. Look down. You see water—a lot of water. In fact, most of the Earth is covered by water.

Lakes and ponds are water with land all around them. Ponds are small but lakes are bigger.

Many things live in ponds and lakes.





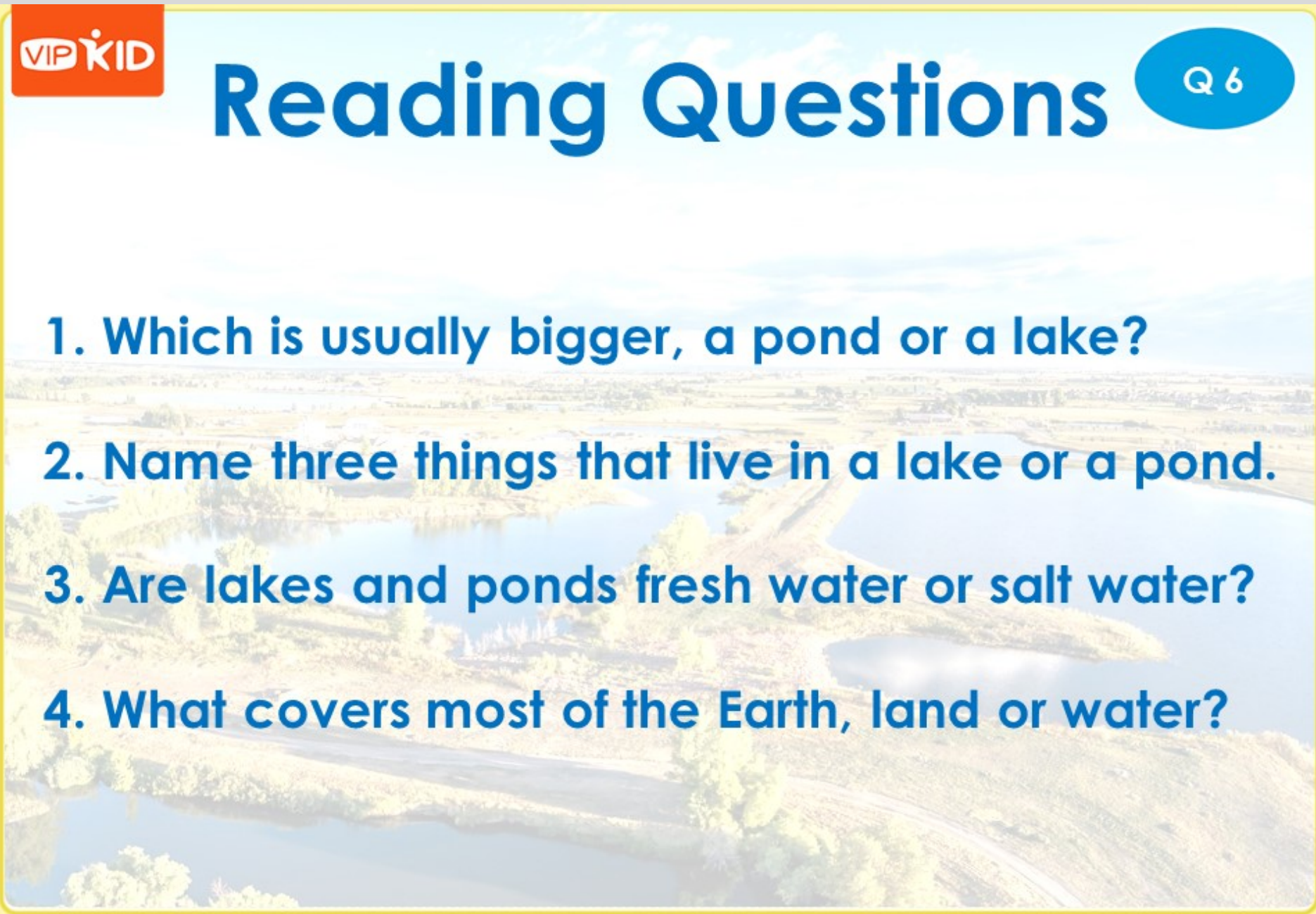
Ponds and lakes are usually filled with fresh water. This means that the water is not salty. What a fun world!



Ponds and lakes are home to many plants, fish, reptiles, and other animals. Fish of different sizes and colors swim in ponds and lakes. They can breathe in water.



Reading Questions

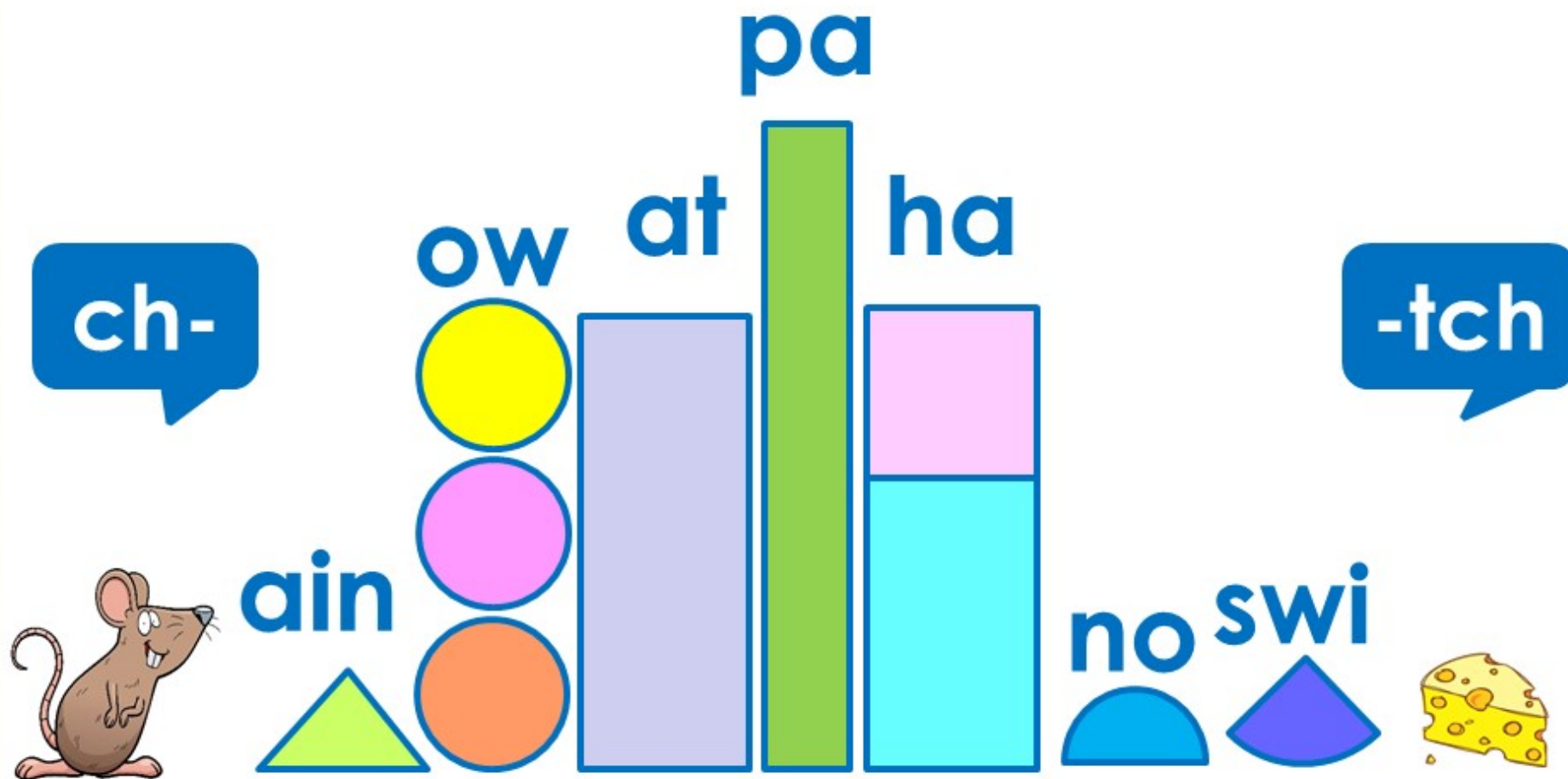
- 
1. Which is usually bigger, a pond or a lake?
 2. Name three things that live in a lake or a pond.
 3. Are lakes and ponds fresh water or salt water?
 4. What covers most of the Earth, land or water?

Building the Word Bank



Treasure Hunt

Q 8



Count Syllables

elephant ___ syllable(s)

4

equal ___ syllable(s)

1

behave ___ syllable(s)

2

celebrate ___ syllable(s)

3



Well done! We've finished Part 2.



ch-



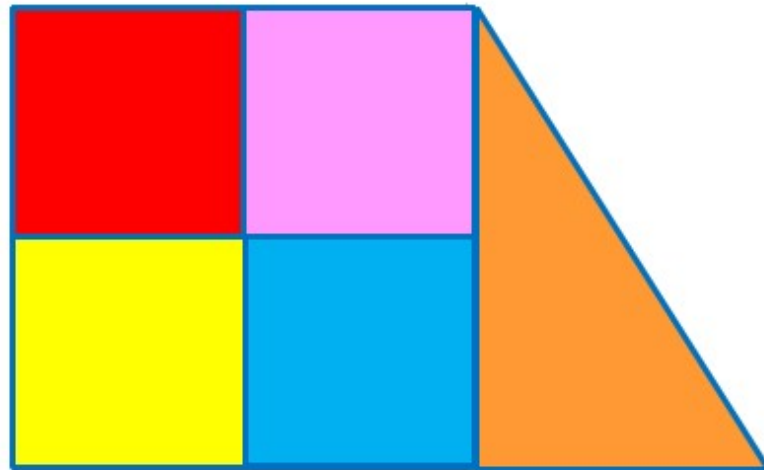
Make a Truck

Q 10

What shapes can you see on the truck?

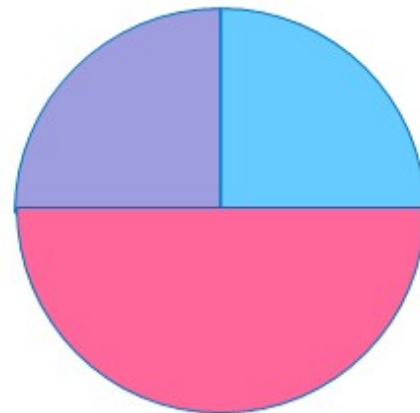
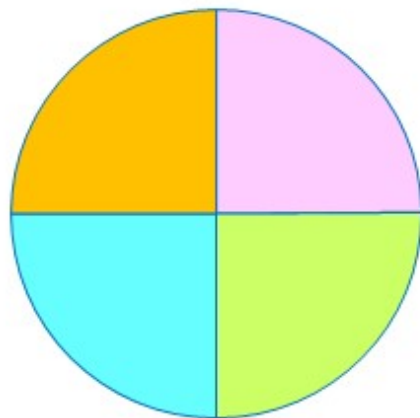
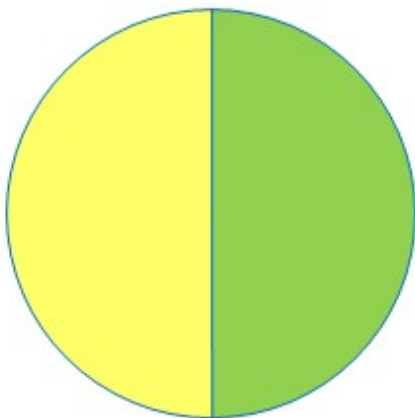


How many squares and triangles do I need?




I need _____ squares and _____ triangle to make a trapezoid.


Make a Circle



I can make a circle with

_____.





Well done! We've finished Part 3.





This is a waterfall.

How is the waterfall
different from the sea?





How is the shark similar to the sea turtle?



They are similar because _____.



Well done! We've finished Part 4.



How are the two sharks the same?



They are the same because _____.

How is the river different from the sea?

Q 16



The river is different from the sea because _____.



Which is smaller,
a lake or a pond?



A _____ is smaller
than a _____.



Well done! We've finished Part 5.



Grammar



Where does the dolphin live?

The dolphin lives in the ____.



Where does the frog live?

The frog lives in the ____.

Grammar

Q 19



What time?



_____ does Meg go to bed?
_____ to bed in the evening.

_____ does Meg wake up?
_____ up in the morning.

Grammar

1. _____ are you? (When/How)
2. _____ does the frog live? (Who/Where)
3. _____ do you go home? (When/What)
4. _____ is that girl? (Who/When)
5. _____ is salt water? (How/What)
6. _____ is the river the same as the pond?
(How/When)


When How What
Why Where Who



Great job!



Enrichment time!
See you later!



Goodbye

Level 4 Unit 1 Lesson 12



