



Wild Animals

Aquatic/Semi-aquatic Animals

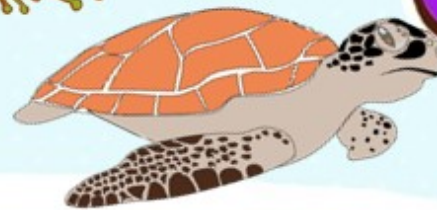


Reward System



Warm Up

Animal Charades



Let's Talk



What makes an alligator
and a hippo the same?
What makes them different?



an alligator

both

a hippo

live in rivers

has a short tail
has a long tail

eats animals
eats plants

Match



hippo

turtle

frog

beaver

alligator

Sight Words

Start
Timer



I am a five-star reader!

Sight Word Search

There is an alligator over there.
The dolphin wants to ask some questions.
The turtle is just waking up.
I like them all.



Pre-Reading

What animals live in a lake?



A Day near the Water



It was early in the morning. The animals were waking up by the lake. A little frog jumped into the lake.



It had slept in the grass under a tree all night. It was looking for food in the grass.

It ate a fly. It likes to eat flies very much. It jumped into the water after breakfast.

A Day near the Water



Another animal was waking up by the pond. The turtle was sleeping in the grass, too. It was hungry and walking slowly to the lake.



It eats worms, insects, little fish, and plants in the water. It hunted for small fish after it dove into the pond. Animals by the lake are always looking for food.

A Day near the Water



The hippo was sleeping by the river. It was tired.



Its baby was not very tired. The little hippo began eating grass and plants by the river. Its big teeth helped it eat plants.



A small monkey was pulling the little hippo's tiny tail. It wanted to play with the little hippo.

Reader Detective

- 1 What animals were in the story?
- 2 What lake animal do you like the most?



Circle the Right Shape

Explain



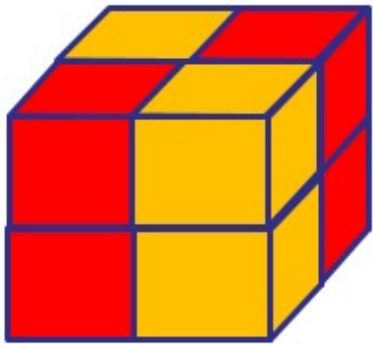
cylinder

rectangular
prism

cube

Let's Count

How many cubes can you find?



I can find _____
small cubes and
_____ big cube.




Eight small cubes make up a big cube.

The big cube is made of eight small cubes.

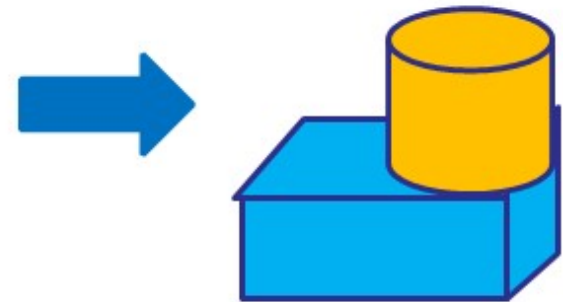
Let's Count

What are they made of?

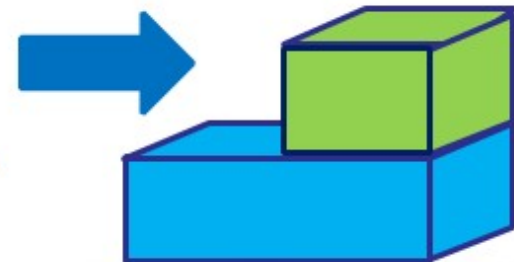


← This shape is made of four cubes.

This shape is made of a cylinder and a rectangular prism.

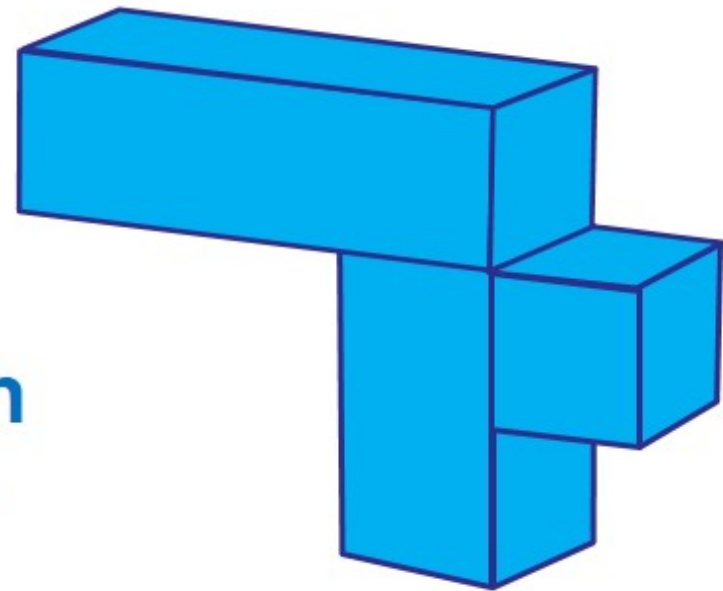


This shape is made of two rectangular prisms.



Let's Practice

1. How many cubes can you find in the shape?


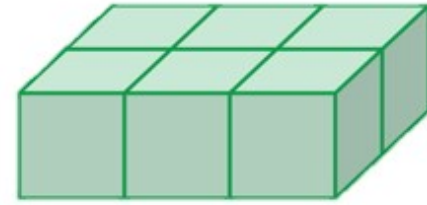


2. How many cubes and rectangular prisms can you find in the shape?

I can find _____ in the shape.

Let's Count

How many cubes
can you see in the
rectangular prism?



I can see _____ cubes
in the rectangular prism.

What were they doing?

Extend

What were the _____ doing?

The _____ were _____.



One or More Than One

one

more than one



Was or Were

Remember!
one animal-was
more than one animal-were

1. A shark _____ hunting for food.
2. Two turtles _____ sleeping in the grass.
3. Three whales _____ swimming in the ocean.
4. One beaver _____ making a house.
5. Five dolphins _____ playing in the sea.
6. A hippo _____ playing with a monkey.

Vowel Sound Review

big
hid
sit
kit

vowel sound “i”

bite
hide
site
kite



clock
hot
spot
cop

vowel sound “o”

mode
coke
cope
nose

How many syllables?

pig

one syllable

tur-tle

two syllables



frog

one syllable

al-li-ga-tor

four syllables

Let's Practice



hip-po ___syllable(s)

cod-fish ___syllable(s)

bea-ver ___syllable(s)

cold ___syllable(s)

Who am I?



I am a/an _____.

1. I eat a lot of plants.
2. I am very dangerous.
3. I have a short tail.
4. I live in a river.
5. I am very big.



Free Talk



If you were a semi-aquatic animal, would you rather be in the water or on land?

Explain your answer.



Writing Project

[Explore](#)

You've made a draft. Well done!

Now, let's prepare for revising and editing on the next slide!



Lesson 8 — Project Introduction



Lesson 9 — Discuss Draft



Lesson 10 — Revise & Edit



Lesson 11 — Finish & Upload



#

Lesson 12 — Project Presentation



Writing Project



You will learn how to revise and edit in your writing class!

Think about:

Do you like your ideas so far?

What can be improved?

What do you still need to do?



Goodbye

Level 4 Unit 2 Lesson 10



