

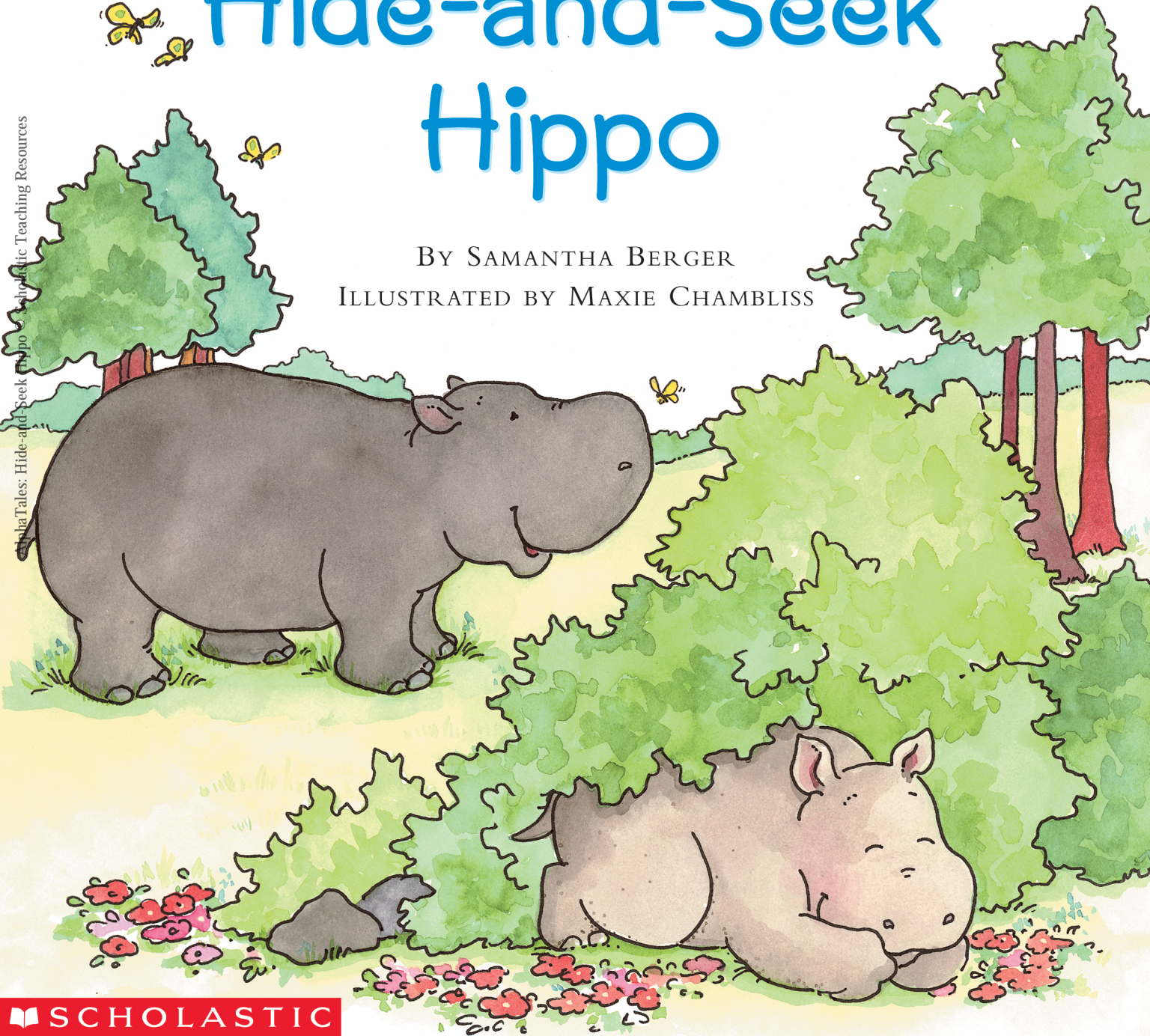
AlphaTales

Hh

# Hide-and-Seek Hippo

BY SAMANTHA BERGER  
ILLUSTRATED BY MAXIE CHAMBLISS

AlphaTales: Hide-and-Seek Hippo Scholastic Teaching Resources



Here's to Holly, Mr. Hack,  
The Hintons, Holleys, & Habers.  
Happiness & Health.



---

No part of this publication may be reproduced in whole or in part or stored in a retrieval system, or transmitted in any form or by any means, electronic, mechanical, photocopying, recording, or otherwise, without written permission of the publisher.


For information regarding permission, write to  
Scholastic Inc., 555 Broadway, New York, NY 10012.

Produced by Imagination Ink., based on a design by Kathy Massaro.


ISBN: 0-439-16531-8

Copyright © 2001 by Scholastic Inc.

All rights reserved. Printed in the U.S.A.



Have you seen Baby Hippo?  
It's time for him to come home.




He must be here somewhere!




Is he hiding in Hummingbird's honeysuckle?



Is he hiding in Hedgehog's hole?




Is he hiding in Hare's hutch?




Is he hiding in the hens' house?







Is he hiding in Horse's haystack?



Is he hiding behind the honeybees' hive?



Is he hiding in the hyenas' hideaway?





Where could Baby Hippo be hiding?  
Mother Hippo has something for him...



...a great big hippo hug!

How many things can you find that begin with the letter H?







# Hh Cheer

---

**H** is for honeybee, **H** is for hen

**H** is for hamster and hogs in a pen

**H** is for hiccups, hat, hug, and horse

**H** is for hula-hoop and hippo of course

Hooray for **H**, big and small—








the happiest, hoppiest letter of all!



# Reading Tips


Hh

Here are some quick and fun ways to use this story to help children build important alphabet recognition skills.

-  Ask children to find big H and small h at the top of the front cover. Review the H/h sound with children. Can they find two words in the title that begin with the letter H/h? Read the title aloud, emphasizing the H/h sound as appropriate.
-  Flip the book over and read the story summary on the back cover. Ask children to point out words they hear or see that begin with H/h. Explain that the story you are about to read includes many more words that begin with the letter H/h. Can they help you find them?
-  Read the story aloud once for pleasure and enjoy together the whimsical illustrations. Then reread the book, emphasizing the initial H/h sound in the appropriate words. Ask children to listen closely for and identify all the words that start with H/h. Point out these words in the text, and make a list of them.
-  Write each of the words from your list on an unlined index card. Read each word on the cards aloud with children. On another reading of the story, children can match the words on the index cards with the words in the story.
-  Pages 16-17 of the book depict a busy scene full of H/h words. Some of these words have been introduced in the story, but a few are new. Ask children to find as many H/h words as they can. Add any new words to your list. The H/h words depicted in the scene include: hippo, horse, hay, hog, hula-hoop, hen, hat, hamburger, hive, house, honeybees. (Children may come up with other H/h words on their own!)
-  Read aloud the cheer on page 18 several times, with lots of energy and enthusiasm. Invite children to join you in reciting the cheer when they feel ready. Encourage them to find any new H/h words in the cheer. Again, add these words to your list.
-  Don't let your exploration of the letter H/h end with the story! Display your list of words in a place where children can easily see it. During the rest of the day or week, children can add new H/h words that they encounter in other books, on signs, on food labels, and so on.

Hh

Where is Baby Hippo hiding? Help his mother find him in this hilarious hide-and-seek story.



**AlphaTales** are humorous stories designed to help young children recognize letters and the sounds they make. Lay the foundation for reading success with these kid-pleasing books — one for each letter of the alphabet!