

AlphaTales

Jj

Jaguar's Jungleberry Jamboree

BY HELEN H. MOORE

ILLUSTRATED BY ELLEN JOY SASAKI



To my wonderful nephew,
the marvelous Max.



No part of this publication may be reproduced in whole or in part or stored in a retrieval system, or transmitted in any form or by any means, electronic, mechanical, photocopying, recording, or otherwise, without written permission of the publisher.


For information regarding permission, write to Scholastic Inc., 555 Broadway, New York, NY 10012.

Produced by Imagination Ink., based on a design by Kathy Massaro.

ISBN: 0-439-16533-4

Copyright © 2001 by Scholastic Inc.


All rights reserved. Printed in the U.S.A.



Jeremy Jaguar loved jam.
Jungleberry jam was Jeremy's favorite.




Jeremy loved jam on toast



jam on pancakes



jam on muffins



even jam on ham!



One day, a terrible thing happened.
Jeremy Jaguar ran out of jam!



“I must pick some jungleberries to make more jam,” said Jeremy. Jeremy waited until the first day of July, when the jungleberries would be ripe.




Jeremy put on his jersey and jumped in his jeep. He drove through the jungle to the place where the jungleberry trees grew.



Soon he saw the trees up ahead.
The jungleberries were as bright as jewels!



As Jeremy got closer to the jungleberry trees, he heard jazzy music playing.




Jeremy peeked through the bushes.



“Jumping June bugs!” said Jeremy.
“It’s a jaguar jamboree!”
Jaguars from every part of the jungle
had come to pick jungleberries.



The jaguars were jumping,
jitterbugging, and jiving.
And best of all,
they were making jam!




Jeremy joined the jamboree.
He jumped. He jitterbugged. He jived.
And he ate jungleberry jam until he thought
he would burst.



When the jamboree was over, Jeremy packed his jeep with jam jars and drove home. Now every July, he joins the other jaguars for the jungleberry jamboree. And the jaguar who eats the most jam is always Jeremy!

How many things can you find that begin with the letter J?





Jj Cheer

J is for jaguars, jumping high

J is for jam, jeep, and July

J is for jungle, jug, jar, and jeans

J is for juice and jellybeans








Hooray for **J**, big and small—
the jazziest, jolliest letter of all!



Reading Tips

Jj

Here are some quick and fun ways to use this story to help children build important alphabet recognition skills.

-  Ask children to find big J and small j at the top of the front cover. Review the J/j sound with children. Can they find three words in the title that begin with the letter J/j? Read the title aloud, emphasizing the J/j sound as appropriate.
-  Flip the book over and read the story summary on the back cover. Ask children to point out words they hear or see that begin with J/j. Explain that the story you are about to read includes many more words that begin with the letter J/j. Can they help you find them?
-  Read the story aloud once for pleasure and enjoy together the whimsical illustrations. Then reread the book, emphasizing the initial J/j sound in the appropriate words. Ask children to listen closely for and identify all the words that start with J/j. Point out these words in the text, and make a list of them.
-  Write each of the words from your list on an unlined index card. Read each word on the cards aloud with children. On another reading of the story, children can match the words on the index cards with the words in the story.
-  Pages 16-17 of the book depict a busy scene full of J/j words. Some of these words have been introduced in the story, but a few are new. Ask children to find as many J/j words as they can. Add any new words to your list. The J/j words depicted in the scene include: jaguars, jump rope, jacket, jersey, jars, jam, jeep. (Children may come up with other J/j words on their own!)
-  Read aloud the cheer on page 18 several times, with lots of energy and enthusiasm. Invite children to join you in reciting the cheer when they feel ready. Encourage them to find any new J/j words in the cheer. Again, add these words to your list.
-  Don't let your exploration of the letter J/j end with the story! Display your list of words in a place where children can easily see it. During the rest of the day or week, children can add new J/j words that they encounter in other books, on signs, on food labels, and so on.

Jj

Jaguars love jungleberry jam. But no jaguar loves it more than Jeremy! Join Jeremy as he makes jam at the jungleberry jamboree.



AlphaTales are humorous stories designed to help young children recognize letters and the sounds they make. Lay the foundation for reading success with these kid-pleasing books — one for each letter of the alphabet!