


# The Lamb Who Loved to Laugh

BY CAROL PUGLIANO-MARTIN

ILLUSTRATED BY HANS WILHELM



To Baxter, a lad who loves to laugh.



---

No part of this publication may be reproduced in whole or in part or stored in a retrieval system, or transmitted in any form or by any means, electronic, mechanical, photocopying, recording, or otherwise, without written permission of the publisher.

For information regarding permission, write to Scholastic Inc., 555 Broadway, New York, NY 10012.

Produced by Imagination Ink., based on a design by Kathy Massaro.

ISBN: 0-439-16535-0

Copyright © 2001 by Scholastic Inc.

All rights reserved. Printed in the U.S.A.



Lulu the Lamb loved to laugh.



Lulu laughed at Ladybug because she was so little.



Lulu laughed at Llama when he spilled pink lemonade at lunch.



Lulu laughed at Lizard  
when she fell off the ladder.



Lulu laughed at Leopard’s lavender leotard.



The other animals did not like Lulu's laughing. It made them feel low. "Someday, Lulu will learn," said Leopard.





Lulu walked along, laughing loudly.  
She bumped into Lion, who was licking a lollipop.  
The lollipop got stuck in Lion's mane!



Lulu laughed at Lion.  
She laughed and laughed and laughed.



Lion looked angry. He roared at Lulu.  
Lion roared so loud, he made Lulu fall...  
right into the lake!



Ladybug, Llama, Lizard, Leopard, and Lion  
laughed at Lulu.  
Lulu didn't like being laughed at one little bit!




“From now on, I will laugh less,”  
Lulu promised her friends.  
“At last, Lulu has learned her lesson!”  
said Ladybug.



Lulu still likes to laughs at her friends . . .


What did the lamb eat for lunch?

A baaaaah-loney sandwich!



but only when they tell her a funny joke!

How many things can you find that begin with the letter L?







See page 19 for answers.

## LI Cheer

---

L is for lamb and licorice stick

L is for lots of lollipops to lick

L is for lion and ladybug

L is for leaf and lemonade in a jug

Hooray for L, big and small—








the loveliest, luckiest letter of all!




# Reading Tips



Here are some quick and fun ways to use this story to help children build important alphabet recognition skills.

-  Ask children to find big L and small l at the top of the front cover. Review the L/l sound with children. Can they find three words in the title that begin with the letter L/l? Read the title aloud, emphasizing the L/l sound as appropriate.
-  Flip the book over and read the story summary on the back cover. Ask children to point out words they hear or see that begin with L/l. Explain that the story you are about to read includes many more words that begin with the letter L/l. Can they help you find them?
-  Read the story aloud once for pleasure and enjoy together the whimsical illustrations. Then reread the book, emphasizing the initial L/l sound in the appropriate words. Ask children to listen closely for and identify all the words that start with L/l. Point out these words in the text, and make a list of them.
-  Write each of the words from your list on an unlined index card. Read each word on the cards aloud with children. On another reading of the story, children can match the words on the index cards with the words in the story.
-  Pages 16-17 of the book depict a busy scene full of L/l words. Some of these words have been introduced in the story, but a few are new. Ask children to find as many L/l words as they can. Add any new words to your list. The L/l words depicted in the scene include: lamb, ladybug, leaves, leopard, lake, lizard, log, letter, llama, lemons, lion, lollipop. (Children may come up with other L/l words on their own!)
-  Read aloud the cheer on page 18 several times, with lots of energy and enthusiasm. Invite children to join you in reciting the cheer when they feel ready. Encourage them to find any new L/l words in the cheer. Again, add these words to your list.
-  Don't let your exploration of the letter L/l end with the story! Display your list of words in a place where children can easily see it. During the rest of the day or week, children can add new L/l words that they encounter in other books, on signs, on food labels, and so on.



**Lulu the Lamb doesn't know when to stop laughing. Then Lion teaches Lulu a lesson she will remember for a long, long time!**



**AlphaTales** are humorous stories designed to help young children recognize letters and the sounds they make. Lay the foundation for reading success with these kid-pleasing books — one for each letter of the alphabet!