


AlphaTales

Mm

Monkey's Miserable Monday

BY VALERIE GARFIELD
ILLUSTRATED BY JAMES YOUNG

AlphaTales: Monkey's Miserable Monday © Scholastic Teaching Resources



For MSG & DLG,
who endured mean Mondays
with three monkeys.



No part of this publication may be reproduced in whole or in part or stored in a retrieval system, or transmitted in any form or by any means, electronic, mechanical, photocopying, recording, or otherwise, without written permission of the publisher.

For information regarding permission, write to Scholastic Inc., 555 Broadway, New York, NY 10012.

Produced by Imagination Ink., based on a design by Kathy Massaro.

ISBN: 0-439-16536-9

Copyright © 2001 by Scholastic Inc.

All rights reserved. Printed in the U.S.A.



Monkey is in a bad mood.
He woke up late and now he must hurry
or he'll miss the school bus.
“This Monday morning is off to a miserable start!”
Monkey mutters.



The bus will be here in a few minutes, but Monkey can't find any socks that match. "What a miserable Monday!" Monkey mutters.



At breakfast, Monkey spills the milk.
“What a miserable Monday!” Monkey mutters
as he mops up the mess.



Monkey has misplaced his lunch money,
so he must make a sandwich.
But there is no lunch meat, only mustard.
“What a miserable Monday!” Monkey mutters.



It is snowing outside.
Monkey can't find his mittens anywhere.
"What a miserable Monday!" Monkey mutters.



Monkey looks over his math homework.
He sees two mistakes!
“What a miserable Monday!” Monkey mutters.



Monkey runs out the door to catch the bus.
Whoops! He trips on the mat.



All of his marbles roll out of his bag.
Monkey is mad.
“I hate Mondays!” Monkey moans.



Monkey's mother comes to the door.
"What's the matter, my little monkey?" she asks.



Monkey tells his mother about the socks that don't match, the spilled milk, the mustard sandwich, the mistakes on his math homework, the lost mittens, the mat, and the marbles.



“Now I’m going to miss the bus!” Monkey moans.
“What a miserable Monday!”
Monkey’s mother gives him a hug and smiles.
“But munchkin, today isn’t Monday,” she says.
“It’s only Sunday!”



Monkey's mother makes him a mug of cocoa with mini marshmallows. Then she mixes up a batch of maple muffins—Monkey's favorite!



Monkey spends the rest of the morning drawing meadows and mountains with his magic markers. “What a MARVELOUS Sunday,” says Monkey. And it is.

How many things can you find that begin with the letter M?





Mm Cheer

M is for monkey, marbles, and mop

M is for mitten and mountaintop

M is for mouse and the moon in the sky

M is for muffin, milk, and mud pie

Hooray for **M**, big and small—








the most magical, marvelous letter of all!



Reading Tips

M m

Here are some quick and fun ways to use this story to help children build important alphabet recognition skills.

-  Ask children to find big M and small m at the top of the front cover. Review the M/m sound with children. Can they find three words in the title that begin with the letter M/m? Read the title aloud, emphasizing the M/m sound as appropriate.
-  Flip the book over and read the story summary on the back cover. Ask children to point out words they hear or see that begin with M/m. Explain that the story you are about to read includes many more words that begin with the letter M/m. Can they help you find them?
-  Read the story aloud once for pleasure and enjoy together the whimsical illustrations. Then reread the book, emphasizing the initial M/m sound in the appropriate words. Ask children to listen closely for and identify all the words that start with M/m. Point out these words in the text, and make a list of them.
-  Write each of the words from your list on an unlined index card. Read each word on the cards aloud with children. On another reading of the story, children can match the words on the index cards with the words in the story.
-  Pages 16-17 of the book depict a busy scene full of M/m words. Some of these words have been introduced in the story, but a few are new. Ask children to find as many M/m words as they can. Add any new words to your list. The M/m words depicted in the scene include: monkey, muffins, mug, mittens, mat, mouse, mop, marbles, moose, mushrooms. (Children may come up with other M/m words on their own!)
-  Read aloud the cheer on page 18 several times, with lots of energy and enthusiasm. Invite children to join you in reciting the cheer when they feel ready. Encourage them to find any new M/m words in the cheer. Again, add these words to your list.
-  Don't let your exploration of the letter M/m end with the story! Display your list of words in a place where children can easily see it. During the rest of the day or week, children can add new M/m words that they encounter in other books, on signs, on food labels, and so on.

Mm

Nothing is going right for Monkey this morning. Then Monkey's mother tells him something that turns a miserable day into a marvelous one!



AlphaTales are humorous stories designed to help young children recognize letters and the sounds they make. Lay the foundation for reading success with these kid-pleasing books — one for each letter of the alphabet!