

AlphaTales

Nn

# The Nicest Newt

BY HEATHER FELDMAN

ILLUSTRATED BY PAUL HARVEY



For Mark and Sophie.



---

No part of this publication may be reproduced in whole or in part or stored in a retrieval system, or transmitted in any form or by any means, electronic, mechanical, photocopying, recording, or otherwise, without written permission of the publisher.

For information regarding permission, write to Scholastic Inc., 555 Broadway, New York, NY 10012.

Produced by Imagination Ink., based on a design by Kathy Massaro.

ISBN: 0-439-16537-7

Copyright © 2001 by Scholastic Inc.

All rights reserved. Printed in the U.S.A.





Nate is a very nice newt.





Nate brings his father the newspaper.





Nate helps his neighbors.





Nate is never noisy when his mother is working.





At noon, Nate neatly folds the napkins for lunch.





After lunch, Nate tucks his nine brothers in for naps.





Nate helps his sister learn her numbers.





Nate always keeps his room neat.





Nate loans his friend Natalie a nickel so she can buy a new necklace.





Being nice can make a newt hungry.  
Nate needs a snack.  
He sees a cake that Nana Newt  
has made for dessert.





Nate nibbles and nibbles on the cake.  
Soon, there is none left.





Sometimes, even nice newts are naughty.





Nate, you have frosting on your nose!




**How many things can you find that begin with the letter N?**



AlphaTales: The Nicest Newt © Scholastic Teaching Resources





See page 19 for answers.



# Nn Cheer

---

**N** is for newt, noodle, and nose


**N** is for needle to sew torn clothes

**N** is for newspaper, nut, nail, and nest

**N** is for nap, when you need to rest

Hooray for **N**, big and small—

the niftiest, neatest letter of all!












# Reading Tips

Nn

Here are some quick and fun ways to use this story to help children build important alphabet recognition skills.

-  Ask children to find big N and small n at the top of the front cover. Review the N/n sound with children. Can they find two words in the title that begin with the letter N/n? Read the title aloud, emphasizing the N/n sound as appropriate.
-  Flip the book over and read the story summary on the back cover. Ask children to point out words they hear or see that begin with N/n. Explain that the story you are about to read includes many more words that begin with the letter N/n. Can they help you find them?
-  Read the story aloud once for pleasure and enjoy together the whimsical illustrations. Then reread the book, emphasizing the initial N/n sound in the appropriate words. Ask children to listen closely for and identify all the words that start with N/n. Point out these words in the text, and make a list of them.
-  Write each of the words from your list on an unlined index card. Read each word on the cards aloud with children. On another reading of the story, children can match the words on the index cards with the words in the story.
-  Pages 16-17 of the book depict a busy scene full of N/n words. Some of these words have been introduced in the story, but a few are new. Ask children to find as many N/n words as they can. Add any new words to your list. The N/n words depicted in the scene include: newts, nail, newspaper, necklace, net, nest, nut, nine. (Children may come up with other N/n words on their own!)
-  Read aloud the cheer on page 18 several times, with lots of energy and enthusiasm. Invite children to join you in reciting the cheer when they feel ready. Encourage them to find any new N/n words in the cheer. Again, add these words to your list.
-  Don't let your exploration of the letter N/n end with the story! Display your list of words in a place where children can easily see it. During the rest of the day or week, children can add new N/n words that they encounter in other books, on signs, on food labels, and so on.



Nn

**Nate is the nicest newt in the neighborhood.  
But it's hard to be nice all the time. See what  
happens when a nice newt turns naughty.**



**AlphaTales** are humorous stories designed to help young children recognize letters and the sounds they make. Lay the foundation for reading success with these kid-pleasing books — one for each letter of the alphabet!