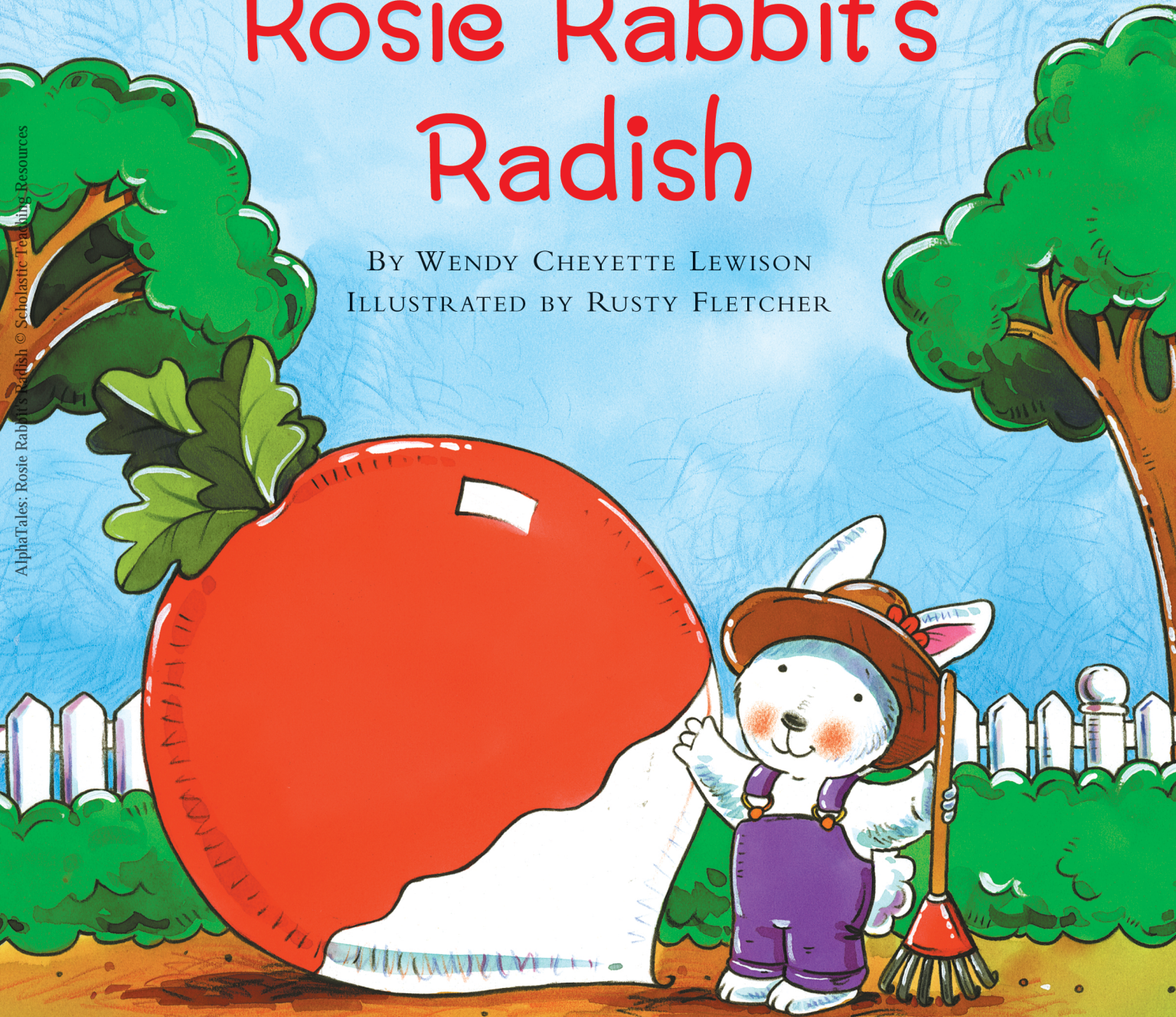


AlphaTales

Rr

Rosie Rabbit's Radish

BY WENDY CHEYETTE LEWISON
ILLUSTRATED BY RUSTY FLETCHER



AlphaTales: Rosie Rabbit's Radish © Scholastic Teaching Resources

No part of this publication may be reproduced in whole or in part or stored in a retrieval system, or transmitted in any form or by any means, electronic, mechanical, photocopying, recording, or otherwise, without written permission of the publisher.

For information regarding permission, write to Scholastic Inc., 555 Broadway, New York, NY 10012.

Produced by Imagination Ink., based on a design by Kathy Massaro.

ISBN: 0-439-16541-5

Copyright © 2001 by Scholastic Inc.

All rights reserved. Printed in the U.S.A.



Rosie Rabbit has a radish.



Rosie takes good care of her radish.
She rakes the ground around it.
She removes rocks.



Rosie rakes and rakes—even in the rain!
She does not rest.



“Come for a ride,” says Rick Rooster.
“Let’s roller-skate,” says Rita Raccoon.




But Rosie would rather take care
of her radish.



At night, Rosie sits in her rocking chair.
She reads to her radish and plays the radio.




The radish grows and grows.
Soon the radish is ripe.
It is ready to be picked.




Rosie ties a rope around the radish.
Rick and Rita help her pull up the radish root.



What a rare radish!
It is red and round and really big!



Rick and Rita help Rosie roll the radish down the road.



What will Rosie do with her radish?




She will take it to the fair...



and win a blue ribbon!

How many things can you find that begin with the letter R?





Rr Cheer

R is for rabbit, radish, and rose

R is for ribbon and the rooster that crows

R is for run, rope, rock, and red

R is for raindrops that fall on your head

Hooray for **R**, big and small—








the most remarkable letter of all!



Reading Tips

Rr

Here are some quick and fun ways to use this story to help children build important alphabet recognition skills.

-  Ask children to find big R and small r at the top of the front cover. Review the R/r sound with children. Can they find three words in the title that begin with the letter R/r? Read the title aloud, emphasizing the R/r sound as appropriate.
-  Flip the book over and read the story summary on the back cover. Ask children to point out words they hear or see that begin with R/r. Explain that the story you are about to read includes many more words that begin with the letter R/r. Can they help you find them?
-  Read the story aloud once for pleasure and enjoy together the whimsical illustrations. Then reread the book, emphasizing the initial R/r sound in the appropriate words. Ask children to listen closely for and identify all the words that start with R/r. Point out these words in the text, and make a list of them.
-  Write each of the words from your list on an unlined index card. Read each word on the cards aloud with children. On another reading of the story, children can match the words on the index cards with the words in the story.
-  Pages 16-17 of the book depict a busy scene full of R/r words. Some of these words have been introduced in the story, but a few are new. Ask children to find as many R/r words as they can. Add any new words to your list. The R/r words depicted in the scene include: rabbit, radish, rake, rocks, roses, rocking chair, radio, rainbow, roof. (Children may come up with other R/r words on their own!)
-  Read aloud the cheer on page 18 several times, with lots of energy and enthusiasm. Invite children to join you in reciting the cheer when they feel ready. Encourage them to find any new R/r words in the cheer. Again, add these words to your list.
-  Don't let your exploration of the letter R/r end with the story! Display your list of words in a place where children can easily see it. During the rest of the day or week, children can add new R/r words that they encounter in other books, on signs, on food labels, and so on.

Rr

Rosie Rabbit has planted a radish. What will she do with her radish when it is ripe? Read the book and see.



AlphaTales are humorous stories designed to help young children recognize letters and the sounds they make. Lay the foundation for reading success with these kid-pleasing books — one for each letter of the alphabet!