

AlphaTales


Tt

When Tilly Turtle Came to Tea

BY CAROL PUGLIANO-MARTIN
ILLUSTRATED BY RUSTY FLETCHER



AlphaTales: When Tilly Turtle Came to Tea © Scholastic Teaching Resources



To Zach, who also has a useful back.



No part of this publication may be reproduced in whole or in part or stored in a retrieval system, or transmitted in any form or by any means, electronic, mechanical, photocopying, recording, or otherwise, without written permission of the publisher.

For information regarding permission, write to Scholastic Inc., 555 Broadway, New York, NY 10012.

Produced by Imagination Ink., based on a design by Kathy Massaro.

ISBN: 0-439-16543-1

Copyright © 2001 by Scholastic Inc.

All rights reserved. Printed in the U.S.A.



When Tilly Turtle came to tea,
She took a taxi to the tree,
Where the party was to be,
When Tilly Turtle came to tea.



When Tilly Turtle came to tea,
She arrived on time at three,



Looking pretty as could be,
When Tilly Turtle came to tea.



When Tilly Turtle came to tea,
There were tiny teacups set for three,



And toast and tarts beneath the tree,
When Tilly Turtle came to tea.



When Tilly Turtle came to tea,
Her friends Tiger and Toad and she,
Told tall tales and laughed with glee,
When Tilly Turtle came to tea.



When Tilly Turtle came to tea,
She laughed so hard she could not see,
And tipped the table with her knee,
When Tilly Turtle came to tea.




When Tilly Turtle came to tea,
The teacups tumbled, oh dear me!



What a terrible sight to see!
When Tilly Turtle came to tea.



When Tilly Turtle came to tea,
She told her friends, "Please pardon me,
For the topsy-turvy mess you see!"
When Tilly Turtle came to tea.



When Tilly Turtle came to tea,
She said, "If you will both agree,
Please put the tablecloth on me!"
When Tilly Turtle came to tea.



When Tilly Turtle came to tea,
She saved the party cheerfully.



She turned into a table—see?
When Tilly Turtle came to tea.

How many things can you find that begin with the letter T?





Tt Cheer


T is for turtle, tiger, and toad

T is for taxi driving down the road

T is for table and telephone booth

T is for teacup, tickle, and tooth








Hooray for **T**, big and small—
the most totally terrific letter of all!



Reading Tips




Here are some quick and fun ways to use this story to help children build important alphabet recognition skills.

-  Ask children to find big T and small t at the top of the front cover. Review the T/t sound with children. Can they find four words in the title that begin with the letter T/t? Read the title aloud, emphasizing the T/t sound as appropriate.
-  Flip the book over and read the story summary on the back cover. Ask children to point out words they hear or see that begin with T/t. Explain that the story you are about to read includes many more words that begin with the letter T/t. Can they help you find them?
-  Read the story aloud once for pleasure and enjoy together the whimsical illustrations. Then reread the book, emphasizing the initial T/t sound in the appropriate words. Ask children to listen closely for and identify all the words that start with T/t. Point out these words in the text, and make a list of them.
-  Write each of the words from your list on an unlined index card. Read each word on the cards aloud with children. On another reading of the story, children can match the words on the index cards with the words in the story.
-  Pages 16-17 of the book depict a busy scene full of T/t words. Some of these words have been introduced in the story, but a few are new. Ask children to find as many T/t words as they can. Add any new words to your list. The T/t words depicted in the scene include: turtle, toad, tiger, tail, tray, tarts, trees, teacup, tablecloth, taxi, turkey, tulips. (Children may come up with other T/t words on their own!)
-  Read aloud the cheer on page 18 several times, with lots of energy and enthusiasm. Invite children to join you in reciting the cheer when they feel ready. Encourage them to find any new T/t words in the cheer. Again, add these words to your list.
-  Don't let your exploration of the letter T/t end with the story! Display your list of words in a place where children can easily see it. During the rest of the day or week, children can add new T/t words that they encounter in other books, on signs, on food labels, and so on.



Tilly Turtle, Tiger, and Toad are having a terrific time at the tea party. Then a tiny accident causes a ticklish problem. See how Tilly saves the day.



AlphaTales[®] are humorous stories designed to help young children recognize letters and the sounds they make. Lay the foundation for reading success with these kid-pleasing books — one for each letter of the alphabet!