


AlphaTales

Vv

Vera Viper's Valentine

BY MAXWELL HIGGINS

ILLUSTRATED BY JAMES YOUNG



AlphaTales: Vera Viper's Valentine © Scholastic Teaching Resources

No part of this publication may be reproduced in whole or in part or stored in a retrieval system, or transmitted in any form or by any means, electronic, mechanical, photocopying, recording, or otherwise, without written permission of the publisher.

For information regarding permission, write to Scholastic Inc., 555 Broadway, New York, NY 10012.

Produced by Imagination Ink., based on a design by Kathy Massaro.


ISBN: 0-439-16545-8

Copyright © 2001 by Scholastic Inc.

All rights reserved. Printed in the U.S.A.



Vera Viper and Victor Viper were best friends.
Every Sunday, Vera would visit Victor.



Vera and Victor would play volleyball...



...and watch videos.




Sometimes they would go for a drive through the valley.



Vera and Victor liked to stop in the village for vanilla ice cream cones.



One Sunday, Vera Viper knocked on Victor's door. "Vera, I cannot visit with you today," said Victor. "I am very, very busy."



The next Sunday, Victor was still busy.
And the Sunday after that, too.
Vera Viper was very, very sad.
“I don’t think Victor wants
to be friends anymore,” Vera said.




The next Sunday, Vera stayed home.
She watched videos, but it wasn't
any fun without Victor.
Then there was a knock at Vera's door.




It was Victor! Victor handed Vera a big red valentine. "I'm sorry I haven't been able to visit," said Victor. "I have been busy making you this valentine."




Victor read Vera the verse on the valentine.
“Thank you, Victor,” said Vera.
“I am very glad you are my best friend, too!”




Then Vera and Victor played volleyball.




They watched videos.



They drove through the valley.




On the way home, Vera and Victor stopped in the village for vanilla ice creams cones.



And that Sunday, Vera was the happiest viper in the whole world!

How many things can you find that begin with the letter V?





Vv Cheer

V is for viper and valentine, too


V is for delicious vegetable stew

V is for violin, village, and vase

V is for van and vacation days

Hooray for **V**, big and small—








the very, **VERY** best letter of all!



Reading Tips




Here are some quick and fun ways to use this story to help children build important alphabet recognition skills.

-  Ask children to find big V and small v at the top of the front cover. Review the V/v sound with children. Can they find three words in the title that begin with the letter V/v? Read the title aloud, emphasizing the V/v sound as appropriate.
-  Flip the book over and read the story summary on the back cover. Ask children to point out words they hear or see that begin with V/v. Explain that the story you are about to read includes many more words that begin with the letter V/v. Can they help you find them?
-  Read the story aloud once for pleasure and enjoy together the whimsical illustrations. Then reread the book, emphasizing the initial V/v sound in the appropriate words. Ask children to listen closely for and identify all the words that start with V/v. Point out these words in the text, and make a list of them.
-  Write each of the words from your list on an unlined index card. Read each word on the cards aloud with children. On another reading of the story, children can match the words on the index cards with the words in the story.
-  Pages 16-17 of the book depict a busy scene full of V/v words. Some of these words have been introduced in the story, but a few are new. Ask children to find as many V/v words as they can. Add any new words to your list. The V/v words depicted in the scene include: vipers, violin, videos, VCR, volleyball, valentine, vase, violets, vacuum, volcano. (Children may come up with other V/v words on their own!)
-  Read aloud the cheer on page 18 several times, with lots of energy and enthusiasm. Invite children to join you in reciting the cheer when they feel ready. Encourage them to find any new V/v words in the cheer. Again, add these words to your list.
-  Don't let your exploration of the letter V/v end with the story! Display your list of words in a place where children can easily see it. During the rest of the day or week, children can add new V/v words that they encounter in other books, on signs, on food labels, and so on.

Vv

**Vera Viper and Victor Viper are best friends.
So why doesn't Victor want to visit with Vera
any more? You'll find out that Victor has a
very good reason!**



AlphaTales are humorous stories designed to help young children recognize letters and the sounds they make.

Lay the foundation for reading success with these kid-pleasing books — one for each letter of the alphabet!